






REVISION – GRADE 1-NOVEMBER -

Question 1. Listen and put a tick (✓) or a cross (✗) in the box. There are two examples.

Examples

(A)  <input checked="" type="checkbox"/>	(B)  <input checked="" type="checkbox"/>	
(1)  <input type="checkbox"/>	(2)  blue <input type="checkbox"/>	(3)  <input type="checkbox"/>







Question 2. Listen and tick (✓) the box. There is one example.

Example




It's a pencil. <input checked="" type="checkbox"/>	(4) This is a snake. <input type="checkbox"/>
It's a book. <input type="checkbox"/>	This is a monkey. <input type="checkbox"/>
(5) I like dogs. <input type="checkbox"/>	(6) Touch your head. <input type="checkbox"/>
I like birds. <input type="checkbox"/>	Touch your arm. <input type="checkbox"/>

Question 3. Listen and tick (✓) the box. There is one example.

Example

 red <input type="checkbox"/>	 white <input checked="" type="checkbox"/>	 pink <input type="checkbox"/>	(7)	 <input type="checkbox"/>	 <input type="checkbox"/>	 <input type="checkbox"/>
--	---	---	------------	--	---	---

8




yellow

red

blue





☐
☐
☐

9


☐
☐
☐

Question 4. Look and read. Put a tick (✓) in the box. There is one example.

<p><u>Example</u></p> <div style="display: flex; align-items: center;">  <div style="margin-left: 10px;"> <p>This is my mother. <input type="checkbox"/></p> <p>This is my brother. <input checked="" type="checkbox"/></p> </div> </div>	<p>10.</p> <div style="display: flex; align-items: center;">  <div style="margin-left: 10px;"> <p>It's a pink flower. <input type="checkbox"/></p> <p>It's a red flower. <input type="checkbox"/></p> </div> </div>
<p>11.</p> <div style="display: flex; align-items: center;">  <div style="margin-left: 10px;"> <p>It's a book. <input type="checkbox"/></p> <p>It's a pencil. <input type="checkbox"/></p> </div> </div>	<p>12.</p> <div style="display: flex; align-items: center;">  <div style="margin-left: 10px;"> <p>Touch your leg. <input type="checkbox"/></p> <p>Touch your arm. <input type="checkbox"/></p> </div> </div>

Question 5. Look, read and tick (✓) the correct answer. There is one example


13.



Sit down. ☒

Stand up. ☐


14.



Touch your arm. ☐

Touch your leg. ☐


15.



It's a book. ☐

It's a door. ☐


16.





It's a pink flower. ☐


It's a red flower. ☐

Question 6. Look, read and draw lines. There is one example.

17.  A. Touch your head.

18.  B. It's a bag

19.  C. It's a cap.

 D. It's a book.

Question 7. Write the letter. There is one example

	19.	20.	21.
			
Bag	Br__ther	__ister	__ead

Question 8. Reorder the words to make a correct sentence. There is one example

0. cap./This/my/is → *This is my cap.*

22. It's/pencil./a → _____

23. book./It's/a → _____

24. a/is/door./This → _____

25.a/bag./It's → _____

_____ *The end* _____