

## UNIT TEST 2

**PART 1. Listen and tick the four pictures that you hear. There is one example.**



**PART 2. Listen and tick (✓) the box. There is one example.**

Example


☐

☒

5.


☐

☐

6.


☐

☐

7.


☐

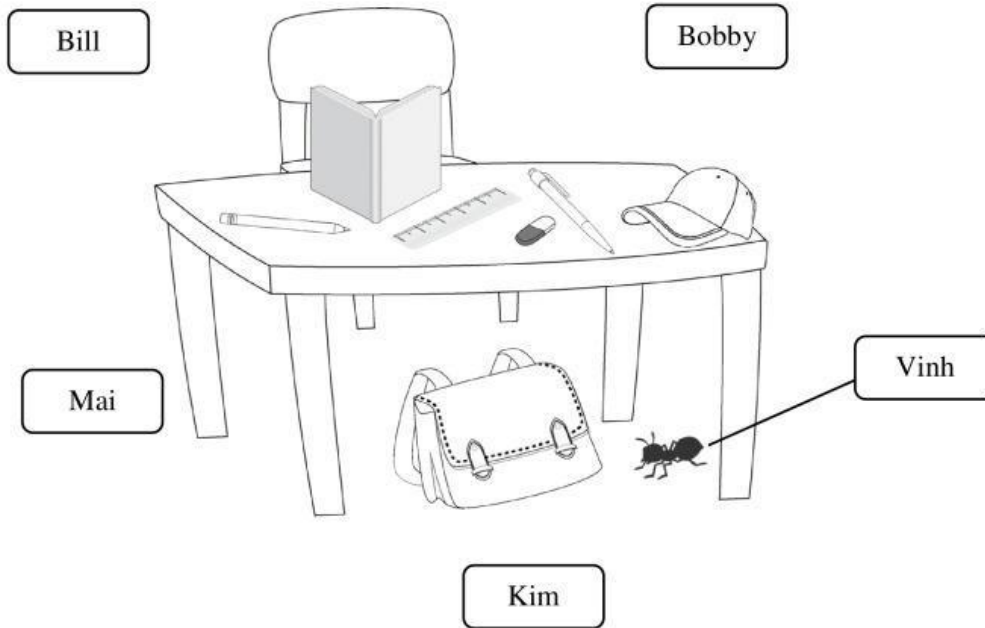
☐

8.


☐

☐


**PART 3. Listen and draw lines. There is one example.**



**READING**

**PART 3. Look, read and draw lines. There is one example.**

**Example.**



1.



2.



3.



• It's a book.

• It's a pencil.

Hello, Kim.

• It's a bag.

**PART 2. Look, read and choose the correct answer. There is one example.**

Example.



Sit down.

Stand up.

4.



It's a pencil.

It's a bag.

5.



This is my cap.

This is my bag.

6.



It's a book.

It's a door.

**PART 3. Look, read and put a tick (✓) Yes or No . There is one example.**

Example:

Ant

Yes

☒

No

☐

7. This is my book.



Yes

☐

No

☐

8. This is my pencil.



Yes

☐

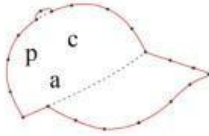
No

☐

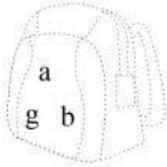
## WRITING

### PART 1. Order the letters. There is one example.

Example

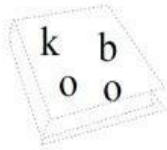


It's a cap.




1.

It's a \_\_\_\_.



2.

It's a \_\_\_\_.



3.

It's a \_\_\_\_\_.

### PART 2. Order the words. There is one example.

Example

down

Sit

Sit down.

4.

cap

It's

a

5.

a

is

door

This