

Grammar

Simple present *be* (plural, positive and negative)

1 Write sentences. Use short forms of *be*.

1 They / be / at school.

They're at school.

2 We / be / not / on the couch.

3 You / be / at home.

4 They / be / in the house.

5 We / be / in the kitchen.

6 They / be / not / on the dining table.

2 Complete the conversations with *we're*, *you're*, or *they're*.

1 A: Hello. Are you Ying and Maya?

B: Um, no, ¹ we're not.
² over there.

A: OK, thanks!

2 A: Hi, Madison. Are Inga and I early?

B: No, ³ not.
⁴ late.

A: Oh, no. Sorry!

3 A: Where are Paula and Victor?

B: ⁵ in Room 3C.

A: Where are we?

B: ⁶ in Room 3A.

Grammar

Yes / No questions with *be* (plural)

1 Change the sentences into Yes / No questions.

1 We're in the living room.

Are we in the living room ?

2 They're under the table.

3 You're in the kitchen.

4 They're in the refrigerator.

5 We're next to the school.

6 You're at the bus station.

2 Write positive (+) or negative (-) short answers for the questions.

1 Are my friends and I late? (+)

Yes, you are.

2 Are Ben and Jesse at school? (+)

3 Are you and Brandon at home? (+)


4 Are the books under the table? (-)

5 Are you and Ian in the library? (-)

6 Are Tina, Cliff, and I early? (-)

Pronunciation

Saying contractions of *be*

- 1  Listen. What words do you hear?
Circle a or b.

- | | |
|--------------|-----------|
| 1 a I am | b I'm |
| 2 a You are | b You're |
| 3 a He is | b He's |
| 4 a She is | b She's |
| 5 a It is | b It's |
| 6 a We are | b We're |
| 7 a They are | b They're |

- 2  Listen again and repeat.











Vocabulary

Places in town

- 1 Look at the puzzle. Find and circle ten places in town.

K	H	B	Z	P	B	S	H	U	B
Z	M	M	D	A	Z	U	T	T	I
O	U	O	C	R	L	P	L	R	Q
Y	S	V	S	K	Z	E	M	A	L
O	E	I	C	D	S	R	I	I	L
S	U	E	H	R	T	M	F	N	I
U	M	T	O	N	T	A	M	S	B
R	D	H	O	M	D	R	A	T	R
N	C	E	L	U	T	K	L	A	A
Q	D	A	E	K	K	E	L	T	R
F	O	T	P	L	V	T	O	I	Y
M	Y	E	B	Z	V	M	K	O	M
O	N	R	I	F	T	I	X	N	A
R	E	S	T	A	U	R	A	N	T
B	U	S	S	T	A	T	I	O	N

- 2 Write the words from Exercise 1 next to the pictures.

- | | | |
|----|--|-----------------------------|
| 1 |  | <u>mall</u> |
| 2 |  | <u> </u> |
| 3 |  | <u> </u> |
| 4 |  | <u> </u> |
| 5 |  | <u> </u> |
| 6 |  | <u> </u> |
| 7 |  | <u> </u> |
| 8 |  | <u> </u> |
| 9 |  | <u> </u> |
| 10 |  | <u> </u> |