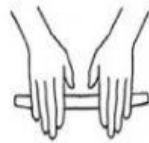







MATCH THE SENTENCE WITH THE IMAGE

Wedge the clay to eliminate air bubbles.	
Roll the clay to make coils.	
Smooth the pot with your fingers (the outside part).	
Put one coil on top of another to build the walls of the bowl.	
Cut a piece of clay the size you need.	
Press the clay down.	

<https://www.liveworksheets.com/2-ok1340898du>

OBJECTIVES		
Content	Language	Integrated

TOOL	TYPE
	Teacher-Student