





## UNIT TEST 1

### PART 1. Listen and tick (✓) the box. There is one example.







Example:

- |    |   |                          |  |                                     |
|----|---|--------------------------|--|-------------------------------------|
|    |    | <input type="checkbox"/> |    | <input checked="" type="checkbox"/> |
| 4. |    | <input type="checkbox"/> |    | <input type="checkbox"/>            |
| 5. |    | <input type="checkbox"/> |    | <input type="checkbox"/>            |
| 6. |    | <input type="checkbox"/> |    | <input type="checkbox"/>            |
| 7. |   | <input type="checkbox"/> |   | <input type="checkbox"/>            |
| 8. |  | <input type="checkbox"/> |  | <input type="checkbox"/>            |

### PART 2. Listen and put a tick (✓) Yes or No. There are two examples.


Example 1:

Example 2:


- |     |   |     |                                     |     |  |     |                                     |
|-----|---|-----|-------------------------------------|-----|--|-----|-------------------------------------|
|     |  | Yes | <input checked="" type="checkbox"/> |     |  | Yes | <input type="checkbox"/>            |
|     |   | No  | <input type="checkbox"/>            |     |  | No  | <input checked="" type="checkbox"/> |
| 9.  |  | Yes | <input type="checkbox"/>            | 11. |  | Yes | <input type="checkbox"/>            |
|     |   | No  | <input type="checkbox"/>            |     |  | No  | <input type="checkbox"/>            |
| 10. |  | Yes | <input type="checkbox"/>            | 12. |  | Yes | <input type="checkbox"/>            |
|     |   | No  | <input type="checkbox"/>            |     |  | No  | <input type="checkbox"/>            |

**PART 3. Look, read and draw lines. There is one example.**


Example.




- Stand up.
- This is my father.
- Hello, Kim.
- Goodbye, teacher!

1. 

-

2. 

-

3. 

-


**PART 4. Look, read and choose the correct answer. There is one example.**

Example.




Sit down!

Stand up.

4. 


Hello!

Listen.

5. 

Nice to meet you.

This is my brother.

6. 

This is my mother.

This is my father.

**PART 5. Look, read and put a tick (✓) Yes or No . There is one example.**

Example:

Ant.  Yes ☒ No ☐

7. I can see a boy.  Yes ☐ No ☐


8. This is my sister.  Yes ☐ No ☐

**PART 6. Order the letters. There is one example.**

Example

 ...a.nt

1.  ...oy

2.  m..ther

3.  s...ster