Lemba Kerja Peserta Didik

LKPD

Matematika

Bab 3 Pecahan

Nama : .....

Kelas : .....

LIVEWORKSHEETS

PECAHAN

Ada banyak sekali Pizza! coba tuliskan berapa bagian setiap pizza di bawah ini!

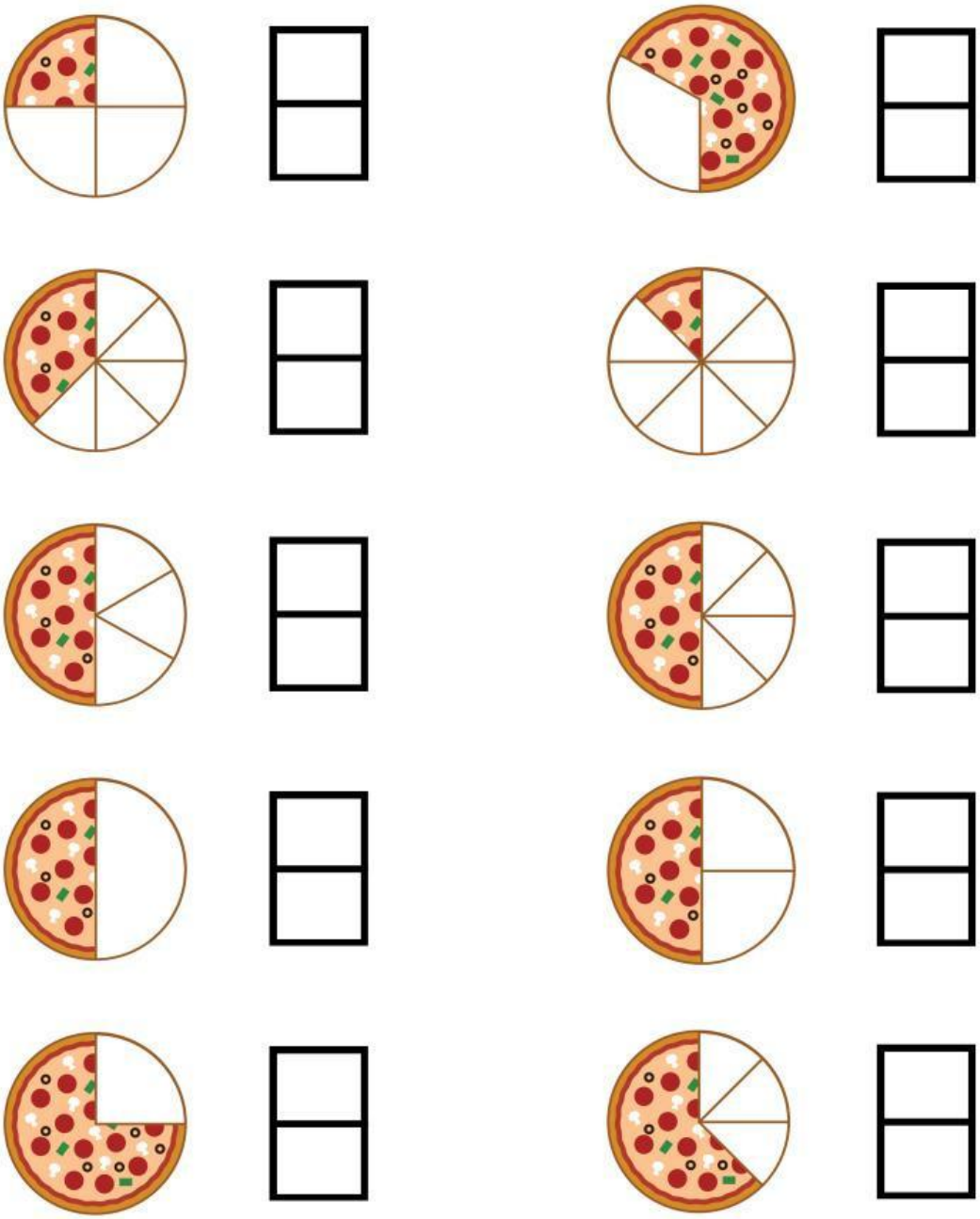

LIVEWORKSHEETS

Perbandingan Pecahan

Perhatikan arsiran pada lingkaran.
Bandingkan dan berilah tanda <, >, atau =.

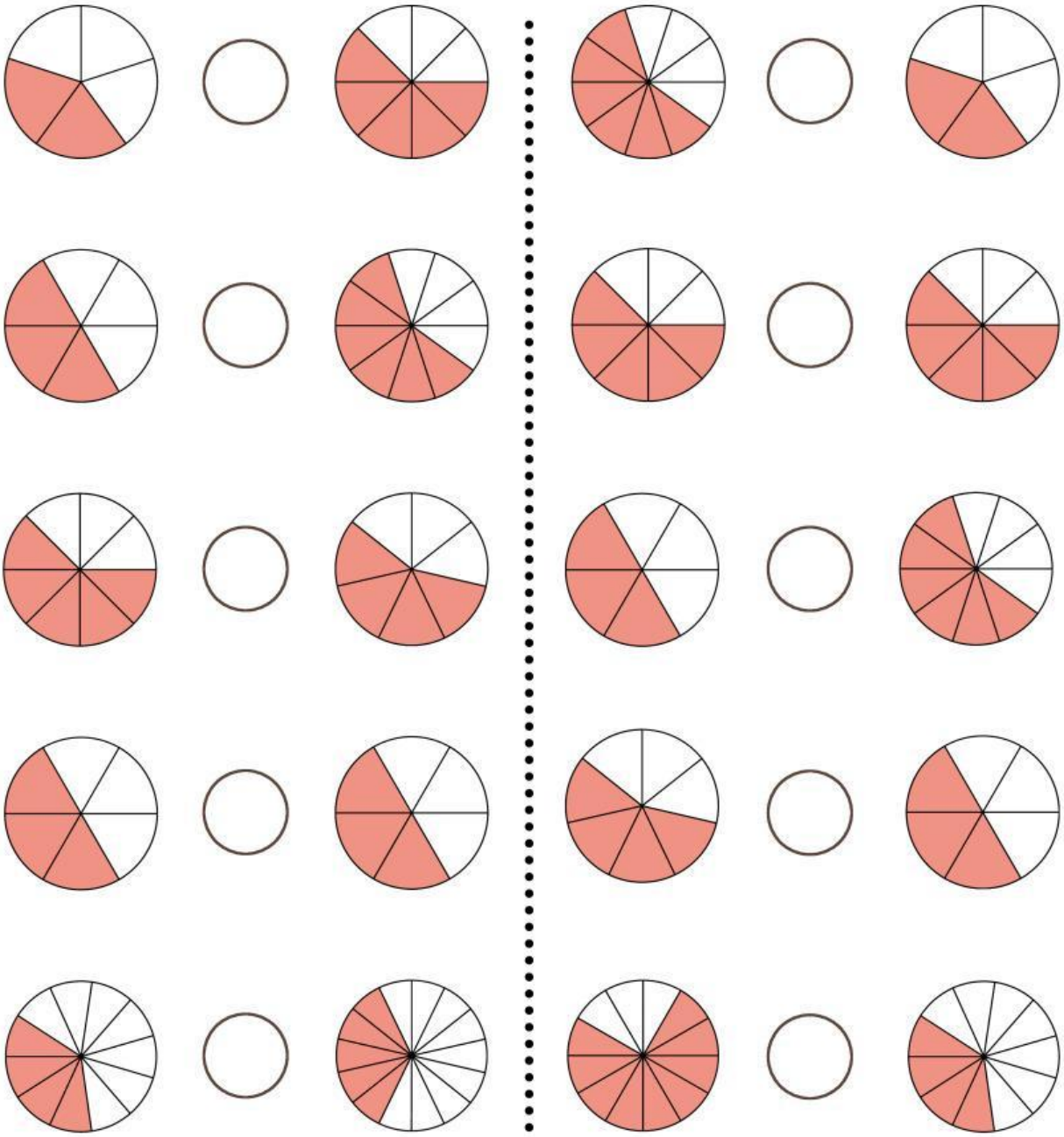

LIVEWORKSHEETS

Mengubah Bentuk Pecahan Campuran dan Biasa

Tuliskan bentuk pecahan campuran dari pecahan biasa berikut!

1. $2\frac{1}{2} = \frac{\square}{2}$
2. $1\frac{2}{3} = \frac{\square}{3}$
3. $4\frac{1}{3} = \frac{\square}{3}$
4. $2\frac{1}{6} = \frac{\square}{6}$
5. $1\frac{3}{4} = \frac{\square}{4}$

Tuliskan bentuk pecahan biasa dari pecahan campuran berikut!

6. $\frac{7}{2} = \square\frac{\square}{2}$
7. $\frac{7}{4} = \square\frac{\square}{4}$
8. $\frac{5}{3} = \square\frac{\square}{3}$
9. $\frac{7}{3} = \square\frac{\square}{3}$
10. $\frac{8}{6} = \square\frac{\square}{2}$

LIVEWORKSHEETS

Membandingkan Pecahan Pembilang Satu

Isilah titik-titik berikut dengan bilangan pecahan yang sesuai dan berilah notasi lebih dari (>) atau kurang dari (<)

1

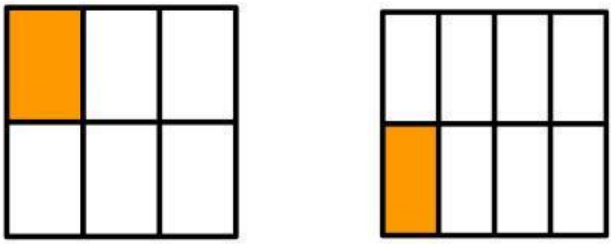

$\frac{\cdots}{\cdots} > \frac{\cdots}{\cdots}$

2

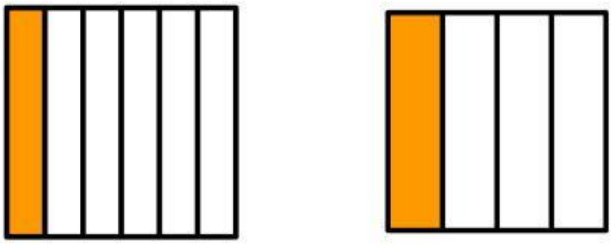

$\frac{\cdots}{\cdots} \cdots \frac{\cdots}{\cdots}$

3

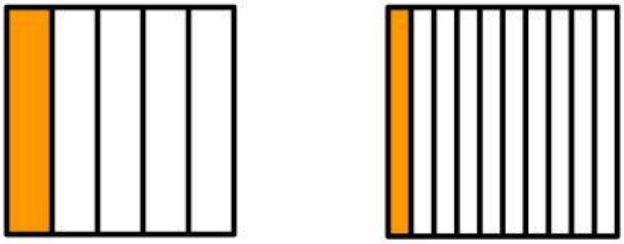

$\frac{\cdots}{\cdots} \cdots \frac{\cdots}{\cdots}$

4

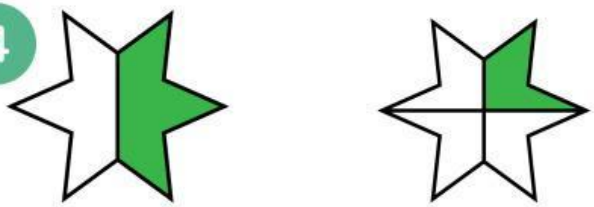

$\frac{\cdots}{\cdots} \cdots \frac{\cdots}{\cdots}$

5

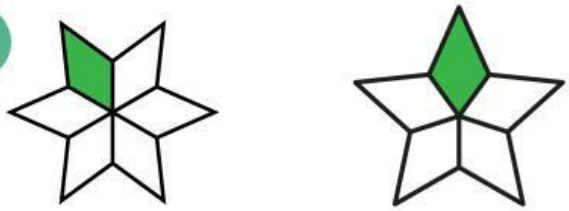

$\frac{\cdots}{\cdots} \cdots \frac{\cdots}{\cdots}$

LIVEWORKSHEETS

Menghitung Pecahan Sederhana

Hitunglah jumlah pecahan sederhana berikut ini dengan metode penjumlahan dan pengurangan pecahan pada kotak yang telah disediakan!

1. $\frac{1}{3} + \frac{3}{3} = \frac{\square}{3}$

2. $\frac{10}{6} - \frac{5}{6} = \frac{\square}{6}$

3. $\frac{12}{2} + \frac{8}{2} = \frac{\square}{2}$

4. $\frac{12}{4} - \frac{5}{4} = \frac{\square}{4}$

5. $\frac{1}{5} + \frac{8}{5} = \frac{\square}{5}$

6. $\frac{14}{7} - \frac{3}{7} = \frac{\square}{7}$

7. $\frac{5}{6} + \frac{3}{6} = \frac{\square}{6}$

8. $\frac{18}{9} - \frac{9}{9} = \frac{\square}{9}$

9. $\frac{9}{10} + \frac{5}{10} = \frac{\square}{10}$

10. $\frac{16}{12} - \frac{7}{12} = \frac{\square}{12}$

LIVEWORKSHEETS

Menghitung Pecahan Sederhana

Hitunglah jumlah pecahan sederhana berikut ini dengan metode penjumlahan dan pengurangan pecahan yang penyebutnya berbeda. Isi angka yang tepat pada kotak yang telah disediakan.

1. $\frac{2}{2} + \frac{4}{3} = \frac{\square}{6} + \frac{\square}{6}$

   $= \frac{\square}{6}$

2. $\frac{6}{2} - \frac{4}{4} = \frac{\square}{8} - \frac{\square}{8}$

   $= \frac{\square}{8}$

3. $\frac{2}{4} + \frac{4}{6} = \frac{\square}{12} + \frac{\square}{12}$

   $= \frac{\square}{12}$

3. $\frac{7}{4} - \frac{5}{8} = \frac{\square}{8} - \frac{\square}{8}$

   $= \frac{\square}{8}$

5. $\frac{1}{3} + \frac{4}{9} = \frac{\square}{\square} + \frac{\square}{\square}$

   $= \frac{\square}{\square}$

6. $\frac{7}{5} - \frac{1}{2} = \frac{\square}{\square} - \frac{\square}{\square}$

   $= \frac{\square}{\square}$

LIVEWORKSHEETS

Pecahan Senilai

Isilah titik-titik di bawah ini dengan bilangan pecahan sesuai dengan yang di arsir.

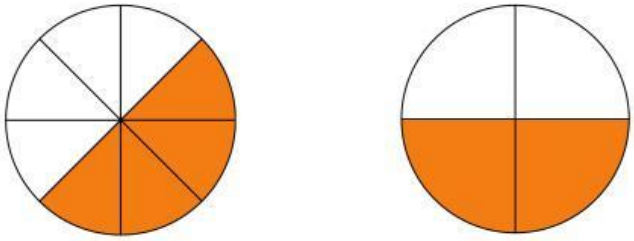

$\frac{\quad}{\quad} = \frac{\quad}{\quad}$

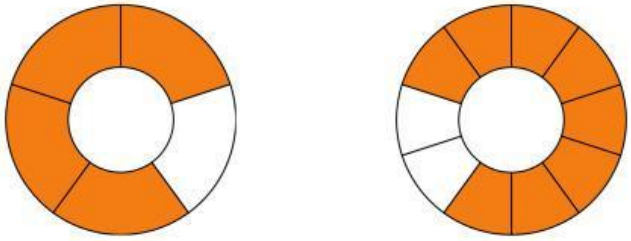

$\frac{\quad}{\quad} = \frac{\quad}{\quad}$



$\frac{\quad}{\quad} = \frac{\quad}{\quad}$

$\frac{\quad}{\quad} = \frac{\quad}{\quad}$

LIVEWORKSHEETS