

Name:

Vocabulary + Grammar:

Class: S3...

Reading:

Tel: 034 200 9294

Mini Test:

Ngày GV giao bài: Thứ....., ngày...../.....

Ngày HS nộp bài: Thứ....., ngày...../.....



GLOBAL ENGLISH 3

Unit 4 - Look again! - Vocabulary 2 & Flyers Speaking

A. Vocabulary

❖ Describe people

No.	Words	Meanings	No.	Words	Meanings
1	patient (adj)	kiên nhẫn	3	polite (adj)	lịch sự
2	impatient (adj)	không kiên nhẫn	4	impolite (adj)	không lịch sự

❖ Shapes

No.	Words	Meanings	No.	Words	Meanings
1	square (n)	hình vuông	4	circle (n)	hình tròn
2	triangle (n)	hình tam giác	5	rectangle (n)	hình chữ nhật
3	cube (n)	hình khối			

❖ Others

No.	Words	Meanings	No.	Words	Meanings
1	dominant (adj)	vượt trội, có ưu thế	3	optical illusion (n)	ảo ảnh quang học
2	impossible (adj)	không thể xảy ra được			

❖ Extra vocabulary

No.	Words	Meanings	No.	Words	Meanings
1	manner (n)	cách cư xử	4	trick (n)	cú lừa
2	respect (v)	tôn trọng	5	melt (v)	tan chảy
3	noticeable (adj)	đáng chú ý			

* Note: *n* = noun: danh từ; *adj* = adjective: tính từ; *v*=verb: động từ.

* Con học thuộc nghĩa của từ, chỉnh phát âm theo từ điển và chép mỗi từ **1 ĐỒNG** vào vở ghi.

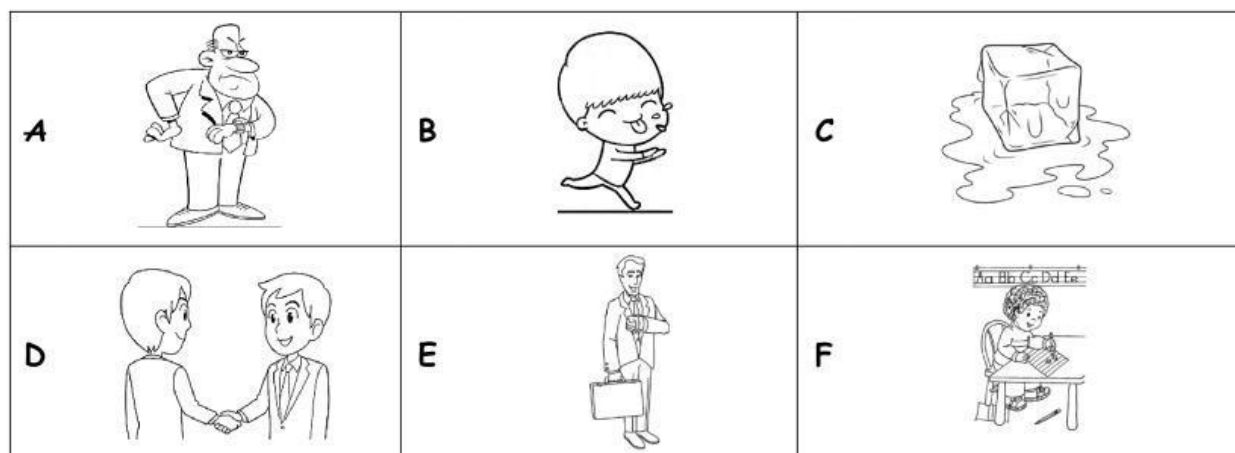
B. Homework

I. Match each word / phrase with the best description (Nối từ/cụm từ với mô tả chính xác)

- | | | |
|---------------------|--|---------------------------------------|
| 0. a camel | | • A. a shape like O |
| 1. optical illusion | | • B. has humps |
| 2. circle | | • C. showing good manners and respect |
| 3. impossible | | • D. stronger or more noticeable |
| 4. dominant | | • E. can't be done |
| 5. polite | | • F. something that tricks your eyes |




0. <u>B</u>	1. _____	2. _____	3. _____	4. _____	5. _____
-------------	----------	----------	----------	----------	----------

II. Look at the pictures and write the correct letter (Nhìn tranh và viết chữ cái tương ứng)



- | | | | |
|--------------------------------|----------|-------------------------------|-------|
| 0. The man is impatient. | <u>A</u> | 3. Her dominant hand is left. | _____ |
| 1. The two boys are polite. | _____ | 4. The ice cube is melting. | _____ |
| 2. The little boy is impolite. | _____ | 5. The man is patient. | _____ |

III. Look at the pictures and write down the shapes you see (Nhìn tranh và viết tên các hình bạn nhìn thấy)

	There's a (0) <u>rectangle</u> and a (1) s_____.
	There's a (2) c_____ and a (3) s_____.
	There's a (4) tr_____ and a (5) c_____.

IV. Fill in the blanks with the given words (Điền vào chỗ trống sử dụng từ vựng đã cho sẵn)

it	with	never	without	<i>always</i>	me
----	------	-------	---------	---------------	----

0. I always go to the gym on Mondays.
1. We watched a movie last night. Did you like _____?
2. They _____ play basketball on Saturdays. They always play on Sundays.
3. She went to the cinema _____ her friends.
4. They invited my friends to the party, but they didn't invite _____.
5. He never leaves the house _____ his phone. He needs it!

Part 2 – 5 Questions

Lily is talking to Ben about a birthday party. What does Ben say?

Read the conversation and choose the best answer. Write a letter (A-H) for each answer.

You do not need to use all the letters. There is one example.

Example:

Lily: Did you enjoy the birthday party yesterday?

Ben:C.....

Questions:

1. Lily: Who did you go to the party with?

Ben: _____

2. Lily: How was the cake?

Ben: _____

3. Lily: Did you play any games?

Ben: _____

4. Lily: Did you see any friends from school?

Ben: _____

5. Lily: Are you going to the next party?

Ben: _____

Answers:

A. The cake was delicious.

B. Yes, I played a lot of games!

~~C. Yes, it was so much fun!~~

D. I went with my cousin.

E. I saw a few friends from school there.

F. Yes, I think I will go.

G. No, the cake was too sweet for me.

H. No, I didn't know anyone at the party.