

## Everybodyup 2 – Unit 3 – Lesson 3

### A. VOCABULARY

Exercise 1: Match the words with the pictures



•

•

Mango



•

•

Strawberry



•

•

Apple



•

•

Grapes



•

•

Banana



•

•

Orange



•

•

Pear

Exercise 2: Fill in the blanks




1. I have .....



2. I have .....



3. I have .....



4. I have .....

### Exercise 3: Circle the answers

1. Do you ..... an apple?

A. want

B. it

2. .... me?

A. Excuse

B. Sorry

3. Yes, .....

A. Hi

B. Please

3. No, .....

A. Have

C. Thank you

## **B. GRAMMAR**

### **Exercise 1: Circle the correct answers**

1. I ..... an apple.

A. have

B. has

C. do

2. I ..... oranges.

A. not have

B. don't have

C. am not have

3. He ..... peaches.

A. have

B. has

C. is

4. She ..... bananas.

A. not have

B. don't have

C. doesn't have

5. .... you want an apple?

A. Do

B. Does

C. Are

**Exercise 2: Circle the correct words**

1. I have **an apple / apples**



2. She has **an apple / apples**



3. I have **a banana / bananas**



4. He has **a peach / peaches**



**Exercise 3: Fill in the blanks**

1. .... you want an apple?
2. .... you have oranges?
3. .... he have peaches?
4. .... she have bananas?
5. .... you have apples?

**C. LISTENING**

### Exercise 1: Listen and circle (Track 49 – CD1)

Do you want an **apple** / **orange**?

Yes!

No!

Excuse me?

**Yes / No** , please.

**Yes / No** , thank you.

Do you want an **apple** / **orange**, Ann?

I have an **apple** / **orange**!

### Exercise 2: Listen and number (Track 52 – CD1)



.....



.....




shutterstock.com - 2185386561

.....

## D. WRITING

### Exercise 1: Make the sentences using “Do you want...?”



Do you want an apple?

Yes, please.

No, thank you.


1 apple

2 banana

3 peach

1. ....
2. ....
3. ....

**Exercise 2: make the sentences using “I have....” Or “I don’t have...”**



1. ....
2. ....
3. ....
4. ....