

1 Remember the story.
Read and order.

- ☐ A strange yellow gate appears.
- ☐ Phoebe can't read the instructions.
- ☐ There is a red flash.
- ☐ The children make a brick get bigger.
- ☐ Mr Davis talks to the children.
- ☐ Alex puts different coloured powders into a test tube.
- ☒ 1 Phoebe adds the yellow powder to the blue liquid.
- ☐ Patrick starts doing an experiment.

2 Complete the sentences with the correct names.

- 1 Phoebe turns the red brick purple.
- 2 _____ doesn't think the experiment is very exciting.
- 3 _____ follows Patrick's instructions.
- 4 _____ tells them to read the instructions carefully.
- 5 _____ knocks over a bottle of water.
- 6 _____ and _____ don't laugh at the explosion.

8 Story practice

3 Complete the instructions and the answers to the questions.

Experiment 1

- Add one spoon of (1) yellow powder to the blue liquid.
- Add a few drops of the liquid (which should now be (2) _____) to the red brick.

What happens to the brick?

(3) _____


Experiment 2







- Take a test tube and put in (4) _____ spoons of white powder and one spoon of (5) _____ powder.
- Add some (6) _____ liquid into the test tube.
- Now pour some of the liquid (which should now be (7) _____) onto the brick.

What happens to the brick?








(8) _____




4  Complete the Chemistry sums. Write and draw, then colour.

1  +  =  2  +  = 

red yellow orange red white

3  +  =  4  +  +  = 

blue yellow red yellow blue

5  What are the students doing wrong? Look, read and write the sentences. Use the words from the box.

apron goggles gloves instructions



1 She isn't following the instructions.

2

3

4

6 Write what the teacher says to the children in Activity 5.

1 Read the instructions.

2

3

4

Story practice; value: following instructions carefully

9