






**PUT A CHECKMARK NEXT TO THE STEPS THAT  
WERE DONE BY THE TEACHER IN THE VIDEO  
WHEN SETTING UP PAIR WORK!**



- 
- 
- ☐ Focusing the students' attention on the activity they are going to carry out
  - ☐ Asking an eager student as a model to demonstrate the activity
  - ☐ Assigning roles to each of the students
  - ☐ Overcoming breaks in the communication
  - ☐ Demonstrating the activity to the class with the teacher as a model
  - ☐ Suggesting a student's name to demonstrate the activity to the class
  - ☐ Grouping the students
  - ☐ Giving instructions to bring the class to a close
- 