

G possessive adjectives: my, your, etc. V classroom language P /əʊ/, /u:/, /ɑ:/, the alphabet

1 VOCABULARY classroom language

a Circle SEVEN more classroom objects.



b Match 1–12 to a–l to make classroom phrases.

- | | |
|-------------------|-----------------------|
| 1 Answer <u>h</u> | a your books, please. |
| 2 Close <u>f</u> | b to page 25. |
| 3 Do _____ | c the text. |
| 4 Go _____ | d exercise c. |
| 5 Listen _____ | e down. |
| 6 Open _____ | f the door. |
| 7 Read _____ | g your mobile. |
| 8 Sit _____ | h the questions. |
| 9 Stand _____ | i at the board. |
| 10 Turn off _____ | j up. |
| 11 Look _____ | k in pairs. |
| 12 Work _____ | l and repeat. |




c Complete the classroom language sentences.

- I don't understand.
- S _____ I'm late.
- Can I h _____ a copy, pl _____?
- How do you sp _____ it?
- Wh _____ page is it?
- H _____ do you say 'holnap' in English?
- C _____ you help me, pl _____?
- Sorry, can you r _____ that, pl _____?
- I don't kn _____.








2 PRONUNCIATION /əʊ/, /u:/, /ɑ:/, the alphabet

a 1.5 Listen and circle the word with a different vowel sound.

	phone	1 know don't <u>North</u>
	boot	2 two South you
	car	3 Asia France answer
	phone	4 go close do

b 1.5 Listen again and repeat the words.

c 1.6 Listen and circle the letters with a different vowel sound.

				
train	tree	boot	egg	bike
1	2	3	4	5
H	C	Q	F	E
J	P	U	A	I
G	S	O	M	Y

d 1.6 Listen again and repeat the words / letters.