

## GRAMMAR BOOSTER

**A** Read each sentence. If the punctuation is correct, write C. If the punctuation is incorrect, write I and correct the punctuation.

1. Mom said, "don't go in the water." I
2. The child said please read me a story. \_\_\_\_\_
3. I said not to touch anything. \_\_\_\_\_
4. We told the dog to stay. \_\_\_\_\_
5. The travel guide tells visitors try to take a tour of the island. \_\_\_\_\_
6. The woman told her son don't play with your food. \_\_\_\_\_

**B** Change each statement from indirect speech to direct speech. Use correct punctuation.

1. The teacher told us to have a good weekend.  
The teacher told us \_\_\_\_\_
2. Tammy told her assistant to put the mail on the desk.  
Tammy told her assistant \_\_\_\_\_
3. The waiter said to try the salmon.  
The waiter said \_\_\_\_\_
4. The actor said not to believe everything on television.  
The actor said \_\_\_\_\_
5. Mom said not to come home too late.  
Mom said \_\_\_\_\_

**C** Write each direct speech statement in indirect speech. Change the tense only if necessary.

1. Mom just told me, "I need to get some emergency supplies before the storm."

\_\_\_\_\_

2. Sarah said, "We bought a new car last year."

\_\_\_\_\_

3. Our teacher told us yesterday, "Water boils at 100 degrees Celsius."

\_\_\_\_\_

4. His doctor told him, "You need to exercise more."

\_\_\_\_\_

5. Last month my parents told me, "We're going to Peru in December."

\_\_\_\_\_


**D** Look at the pictures. Complete the speech bubbles. Then complete each sentence in indirect speech. Change the verb in indirect speech only if necessary.

1.




Jodi just said that she has a terrible  
headache

2.




Yesterday, the doctor said \_\_\_\_\_

3.



Kimmy told her mother \_\_\_\_\_

4.



The coach said \_\_\_\_\_

## WRITING BOOSTER

- A** Read the paragraph below. Add words and expressions to show the order of importance of the details in the paragraph.

It is very important to know what to do in the case of a fire. Fires can be deadly, so knowing what to do in a fire can save your life. \_\_\_\_\_<sup>1.</sup>, look around and locate the nearest escape route, usually the nearest door. \_\_\_\_\_<sup>2.</sup>, if the door is closed, check it for heat before you open it. If the door is hot, do not open it. Escape through a window instead. If the door is not hot, open it slowly to check whether smoke or fire will block your way out. \_\_\_\_\_<sup>3.</sup>, close the door behind you when you leave that room. This can help prevent the fire from spreading to other places and rooms. \_\_\_\_\_<sup>4.</sup>, drop down and crawl towards the exit. It is important not to run or walk as smoke and heat rise. \_\_\_\_\_<sup>5.</sup>, once outside, call the emergency number to alert firefighters to the fire. Sit down and try to stay calm until the firefighters arrive. Never go back into the house.

- B** Read the statements about what to do in an earthquake. Organize the statements in order of importance.

- \_\_\_\_\_ Check for injuries and damage. See if you can find your way out.
- \_\_\_\_\_ Drop to the ground. If you're standing up, you could fall and hurt yourself.
- \_\_\_\_\_ Look for a table or another piece of furniture and take cover. This will help protect you from breaking glass or things that fall. Do not move from that place until the shaking stops.
- \_\_\_\_\_ When the shaking stops, move slowly away from where you are. Be careful not to trip over fallen objects.

- C** Use the statements in Exercise B to write a short paragraph about what to do in an earthquake. Use words and expression of importance. Begin with a topic sentence. Add more information if necessary.

---

---

---

---

---

---

---

---