

I Can Read

PHONICS sentences

am
family

Name: _____

I Can Read Sentences

Directions: Highlight, circle, or underline all of the word family words. Then read each sentence. Color a smiley face each time you read the page. Read the page three times.

The ham is good.



We like jam.



The ram is big.



She eats a yam.



Sam likes to jam.



Targeted phonics skill in the corner for easy reference

Students interact with the text by highlighting the phonics skill words.

Picture supports provided for targeted phonics skills

Students build fluency by reading the sentences multiple times

Name: _____

I Can Read Sentences

Directions: Highlight, circle, or underline all of the word family words. Then read each sentence. Color a smiley face each time you read the page. Read the page three times.

I see the yellow cab.



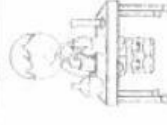
He likes to dab.



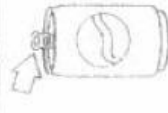
They like to gab.



He is in the lab.



The can has a tab.

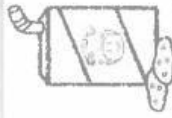


ab
family

Name: _____

I Can Read Sentences

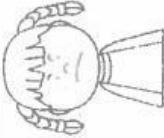

Directions: Highlight, circle, or underline all of the word family words. Then read each sentence. Color a smiley face each time you read the page. Read the page three times.

I see the **tack**.It has a **crack**.It is a **big sack**.He wants a **snack**.She likes to **stack**.

Name: _____

I Can Read Sentences

Directions: Highlight, circle, or underline all of the word family words. Then read each sentence. Color a smiley face each time you read the page. Read the page three times.

The dog was **bad**.That is her **dad**.Why is she **mad**?I see the **pad**.The girl is **sad**.