

CHAPTER 4 – WHAT’S THIS?

- REVISAR CORES
- AMPLIAR VOCABULÁRIO (OBJETOS ESCOLARES)
- PRATICAR A FUNÇÃO “WHAT’S THIS?”
- CLICK ON THE COLOR. LISTEN AND REPEAT.

RED

BLUE

GREEN

ORANGE

PURPLE

YELLOW

PINK






BROWN

GREY

BLACK

WHITE

- LISTEN AND CLICK ON THE CORRECT COLOR




• MATCH



PENCIL



NOTEBOOK



RULER



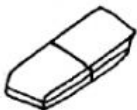
PEN



ERASER



PENCIL CASE



SHARPENER



BACKPACK



BOOK

• DECODE

A	B	C	E	H	I	K	L	N	O	P	R	S	T	U



- MATCH

THE BOOK IS RED.

THE NOTEBOOK IS ORANGE.

THE SHARPENER IS BLUE.

THE PENCIL IS GREEN.

THE PEN IS BLACK.



- LISTEN TO THE DIALOGUE ON PAGES 36 AND 37



- THE TEACHER ASKED 2 QUESTIONS:

1 – WHAT'S THIS?

IT'S A RULER.

2 – WHAT COLOR IS THIS?

IT'S GREY.

- LISTEN TO THE CONTENT OF PAGE 38



This is a black pen.



This is a green pencil.



This is a red book.



This is an orange notebook.



This is a white eraser.



This is a blue sharpener.



This is a pink and blue backpack.



This is a yellow pencil case.



This is a gray ruler.



- COMO VOCÊ PODE PERCEBER, A COR, EM INGLÊS, VEM ANTES DO OBJETO

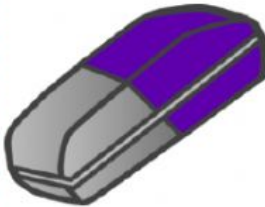
WHAT'S THIS?



THIS IS A YELLOW PENCIL.



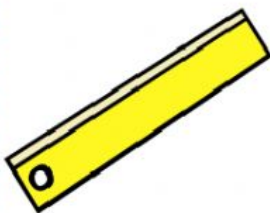
THIS IS AN _____
_____.



THIS IS A _____
_____.



THIS IS A _____
_____.



THIS IS A _____
_____.



THIS IS A _____
_____.