






















NAME:.....

Time: 30

Exercise 1: Look, read and tick.

 <input type="checkbox"/> a yellow car <input type="checkbox"/> a red car <input type="checkbox"/> an orange car	 <input type="checkbox"/> a red car <input type="checkbox"/> an orange car <input type="checkbox"/> a yellow car	 <input type="checkbox"/> a red leaf <input type="checkbox"/> a green leaf <input type="checkbox"/> a pink leaf
 <input type="checkbox"/> a blue leaf <input type="checkbox"/> a yellow leaf <input type="checkbox"/> a green leaf	 <input type="checkbox"/> a pink car <input type="checkbox"/> a blue car <input type="checkbox"/> a purple car	 <input type="checkbox"/> a black car <input type="checkbox"/> a green car <input type="checkbox"/> a purple car
 <input type="checkbox"/> a birthday cake <input type="checkbox"/> a blue circle <input type="checkbox"/> a black circle	 <input type="checkbox"/> a green square <input type="checkbox"/> a black circle <input type="checkbox"/> a blue circle	 <input type="checkbox"/> a blue rectangle <input type="checkbox"/> a red triangle <input type="checkbox"/> a purple circle
 <input type="checkbox"/> a black triangle <input type="checkbox"/> a green triangle <input type="checkbox"/> a red triangle	 <input type="checkbox"/> a red rectangle <input type="checkbox"/> a red square <input type="checkbox"/> a red triangle	 <input type="checkbox"/> a white car <input type="checkbox"/> a white leaf <input type="checkbox"/> a white square

Exercise 2: Listen and circle a, b or c.

1. a. 	b. 	c. 
2. a. 	b. 	c. 
3. a. 	b. 	c. 

Exercise 3: Look, read and tick.

a. It's a rectangle. It's orange.

<input type="checkbox"/> 	<input type="checkbox"/> 	<input type="checkbox"/> 
--	--	--

b. It's a yellow square.

<input type="checkbox"/> 	<input type="checkbox"/> 	<input type="checkbox"/> 
--	--	--

Exercise 4: Look, read and match.



blue square

red circle

black triangle

yellow rectangle

purple triangle

pink square

green circle

orange rectangle

Exercise 5: Read and complete.



yellow



triangle



circles



rectangle



brown



Sara's eyes are two big (1)____, blue like the sky. Her nose is a small pink (2)_____ on her face. When she smiles, her mouth forms a red (3)_____. Her arms are like long rectangles, and her fingers are small (4)_____ circles. Her legs are (5)_____ and straight. Her feet are like little yellow squares. Sara's body is made of different shapes and colors!