

## PART 1:


**Listen and draw lines. There is one example.**

Richard

Katy

William

Helen



Betty

Emma

Jim

## PART 2: Listen and write. There is one example.

### Class visit to Sunny Farm

Day: .....Monday.....

- 1 Farmer's name: Mr .....
- 2 Farmer grows: .....
- 3 Number of fields: .....
- 4 Children will draw: .....
- 5 Class will go to the farm by: .....

### PART 3:

Listen and write a letter in each box. There is one example.

Harry is very good at finding things for other people. Where did he find each thing?

keys    B

diary    ☐

watch    ☐

glue    ☐

ring    ☐

phone    ☐



A



B



C



D



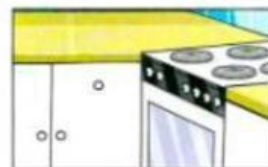
E



F



G



H

## PART 4:

Listen and tick (✓) the box. There is one example.

Where's Michael?



A ☐



B ☐



C ☒

1 What must Michael paint first?



A ☐



B ☐



C ☐

2 What must Michael wear?



A ☐



B ☐




C ☐




3 What can Michael eat?



A ☐



B ☐



C ☐

4 Where's the paint that Michael needs?



A ☐



B ☐



C ☐

5 What's the matter with Michael now?



A ☐



B ☐



C ☐

## PART 5:

Listen and colour and draw. There is one example.

