




**Approximate time: 2h 15
minutes (3 classes)**



Performance indicators

 **Students can:** Mention their favorite types of foods, pets, and favorite music that they already know as well as the types of hobbies they most enjoy doing.

 Learn a new vocabulary of words associated with your hobbies, food, pets, and favorite music.

 Associate and spell appropriately the types of food, music, pets and favorite hobbies, using attractive images.

Content(s): My preferences, food, music, pet and favorite hobby

Goal(s) Identify and recognize vocabulary related to foods, music, pets and favorite hobbies.

Spell words and express my ideas appropriately, related to the vocabulary of foods, pets and favorite hobbies.



Recognizing words in categories



20 minutes

Start by mentioning the types of food, fruits, as well as the types of favorite pets that they already know.



Then form groups of 4 classmates to exchange ideas about their types of preferences in terms of food, music, pets and favorite hobbies using cards with images to guide and categorize them.



Worksheet 1



20 minutes

Afterwards, each group must exchange ideas, to begin the guessing game where each student must go to the board to form a sentence about their preferences and give riddles about their keyword using only images or mimics, this will help improve their understanding and imagination, improvisation of each student.



For the next class ask students to bring a drawing about their favorite


Worksheet 2



20 minutes

Ask students to show their drawing with their respective name of their favorite pet

Then ask them to form pairs to exchange ideas.



After listening to audio stories and watching videos related to the types of pets related to the new vocabulary to be learned.



Exercising my ear



20 minutes

After drawing on the board or placing cards with images of the respective pets that the students brought, audios will be used reproducing the sound or name of the animal and the student must guess and place the name to their respective image only by listening to the name or sound, this will help students to improve their listening comprehension as well as their memory improvement by remembering words associating them with sounds.



Then, to finish the activity, ask the students to copy the new vocabulary into their notebooks, and also ask them to create simple sentences with each of the new words.



