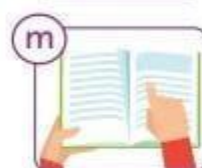
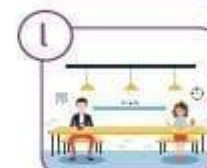
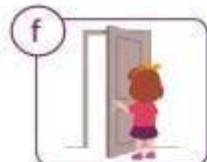



## Worksheet 1

## Part 1 (Class 2)

- Work in pairs. Look at the pictures a-o.
- Write the classroom expressions next to their matching letter.



a. \_\_\_\_\_  
 b. \_\_\_\_\_  
 c. \_\_\_\_\_  
 d. \_\_\_\_\_  
 e. \_\_\_\_\_

f. \_\_\_\_\_  
 g. \_\_\_\_\_  
 h. \_\_\_\_\_  
 i. \_\_\_\_\_  
 j. \_\_\_\_\_

k. \_\_\_\_\_  
 l. \_\_\_\_\_  
 m. \_\_\_\_\_  
 n. \_\_\_\_\_  
 o. \_\_\_\_\_