Original Exercise:

Students choose classroom supplies, hold or point to them based on the teacher's use of demonstrative pronouns, and work in pairs to practice.

Demonstrative Pronouns Activity

Goal: Learn to use the words "this," "that," "these," and "those" to describe things that are near or far.

Activity 1. Click the Correct Object

Instructions: Look at the objects on the screen. Some are near, and some are far. Listen to the teacher say "this," "that," "these," or "those," and click the correct object. **Example**: If you hear **"this,"** click on the **pencil** (nearby). If you hear **"those,"** click on the **backpacks** (far away)

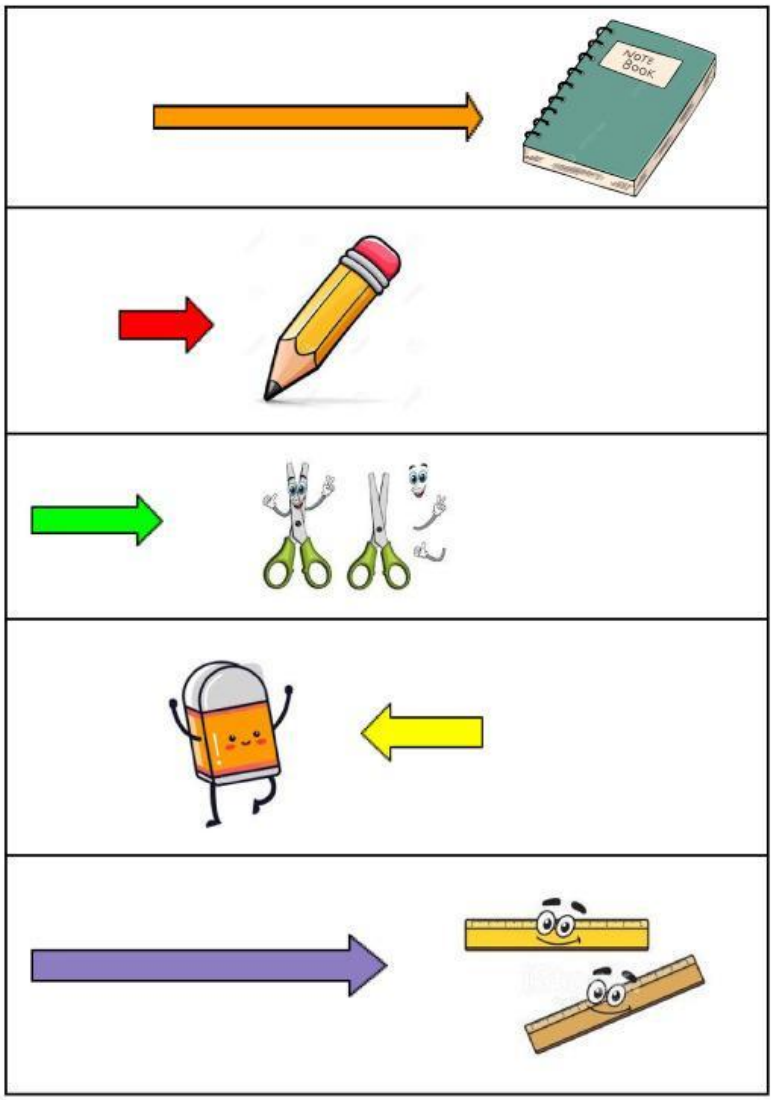

LIVEWORKSHEETS

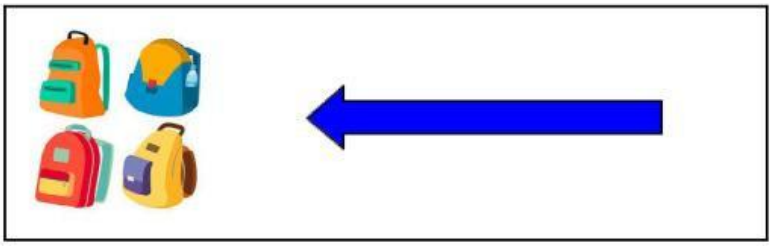

Activity 2. Drag-and-Drop Activity

- **Instructions**: Drag each object to the correct box based on how close or far it is from you.

Objects for Drag-and-Drop:

	THAT
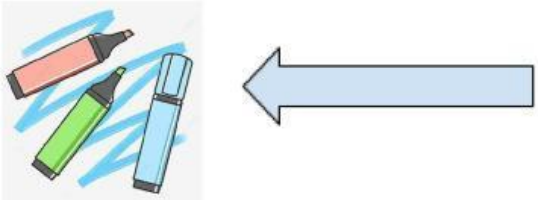	THESE
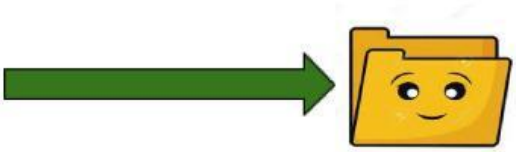	THIS
	THOSE

LIVEWORKSHEETS

Activity 3. Multiple-Choice Quiz

- **Instructions**: Read each question and choose the correct pronoun.

Quiz Questions:

1. **Question**: "Which pronoun would you use for a single object that is far?"
    - a) This
    - b) That
    - c) These
    - d) Those

2. **Question**: "Which pronoun would you use for many objects that are near?"
    - a) This
    - b) These
    - c) That
    - d) Those

3. **Question**: "What pronoun would you use for an eraser that is close?"
    - a) That
    - b) These
    - c) This
    - d) Those

4. **Question**: "What pronoun would you use for scissors that are far away?"
    - a) These
    - b) This
    - c) That
    - d) Those

LIVEWORKSHEETS