





READING COMPREHENSION

Make the correct order. Then match with the suitable pictures.

Next, take one strip and make a circle. Give one end a twist to the right before you tape it together.	
Finally, cut each strip down the middle. Wow, just right for a wedding.	
First, make a cross sign with the two strips of paper. Tape together on both sides.	
Then, make a circle with the other strip. This time, twist the end to the left before you tape it together.	

What is the best title for the reading?

- A. How to make an eggplant?
- B. Four steps to make a paper heart
- C. How to make two circle?