

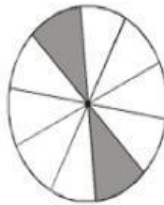
FRACCIONES

Relaciona con línea de colores cada fracción con su respectivo gráfico

$$\frac{3}{8}$$



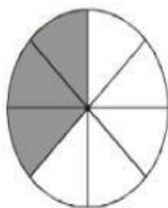
$$\frac{6}{7}$$



$$\frac{1}{5}$$




$$\frac{2}{10}$$



$$\frac{5}{9}$$

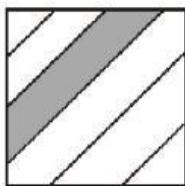


$$\frac{4}{8}$$

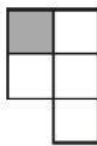


¿Qué gráfico representa cada una de las siguientes fracciones? (Encierra en una circunferencia la respuesta correcta).

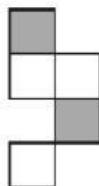
$$\frac{1}{5}$$



a)

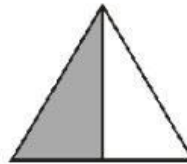


b)



c)

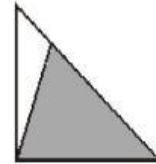
$$\frac{1}{2}$$



a)



b)

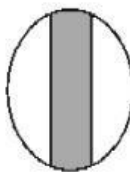


c)

$$\frac{1}{3}$$



a)

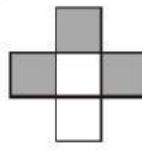


b)



c)

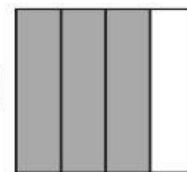
$$\frac{3}{4}$$



a)



b)



c)