Words

1 Write the words.

~~batt~~ bike car doll kite
teddy bear train

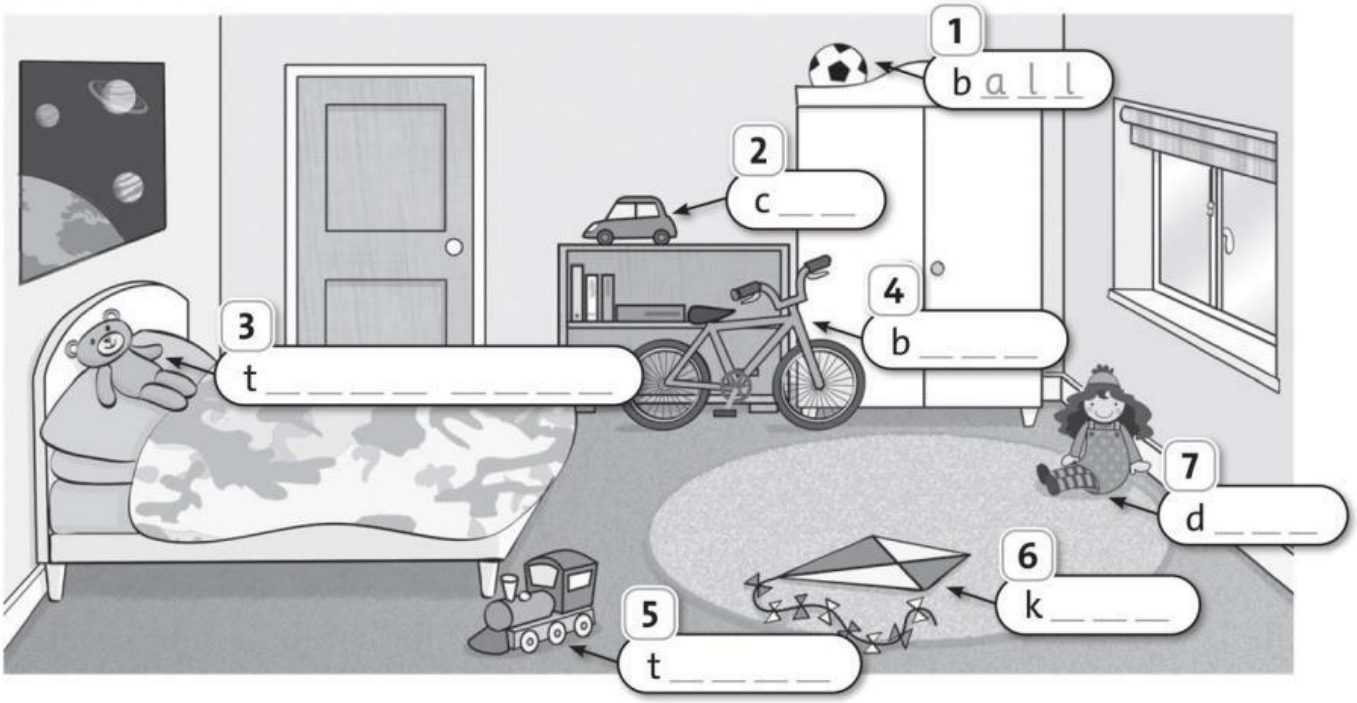

2 Point and say.



© Oxford University Press
Permission granted for use of this page in LIVEWORKSHEETS

Reading & writing

1 Colour and say.





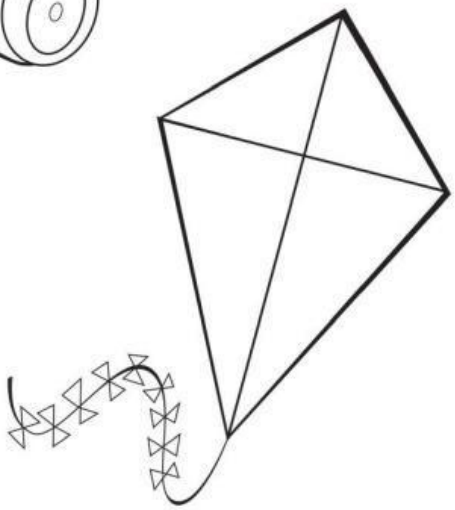

2 How many are there? Look and write.

1 one

2 _____

3 _____



4 _____



5 _____

6 _____

© Oxford University Press
Permission granted to use for personal use only.
LIVEWORKSHEETS

1C Story & writing

1 Listen and read. Then act. 05



2 Look and write. Listen and check. 06

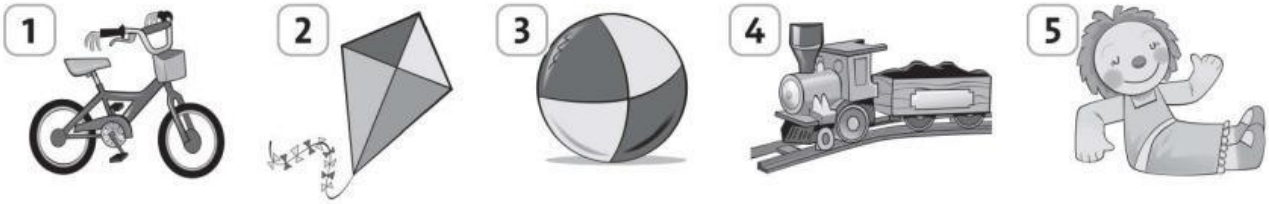

1 This is your _____.

2 This is my _____.

3 This is your _____.

4 This is my _____.

5 This is your _____.

© Oxford University Press
Permission granted for use of this page in classroom use only.
LIVEWORKSHEETS

1D Language practice

1 What toys can you see? Circle the words.



ball bike car doll teddy bear train

2 Read and colour.

The doll is green.

The bike is red.

The teddy bear is brown.

The car is orange.

The ball is pink.

The train is blue.



© Oxford University Press
Permission granted to use for classroom use only.
LIVEWORKSHEETS

Reading & Writing, Part 1

Look and read. Put a tick (✓) or a cross (✗) in the box. There are two examples.

Examples

This is my bike. ✓

This is your car. ✗

Questions

1 This is my car. ☐

2 This is your bike. ☐

3  This is my train. ☐

4 This is your ball. ☐

5 This is my teddy bear. ☐

© Oxford University Press
Permission granted to use for classroom use only.
LIVEWORKSHEETS

Listening, Part 4

Listen and colour. 07



© Oxford University Press
Permission granted to use for classroom use only
LIVEWORKSHEETS

Child A: Colour ...

- the train blue
- the doll green and pink
- the teddy bear brown



Child B: Colour ...

- the ball red
- the kite yellow
- the car black

© Oxford University Press
Permission granted to reproduce for classroom use only.
LIVEWORKSHEETS