















1 Listen to the words. Look at the pictures. Fill in the correct circle.  02

1			
	(A) <input type="radio"/>	(B) <input checked="" type="radio"/>	(C) <input type="radio"/>
2			
	(A) <input type="radio"/>	(B) <input type="radio"/>	(C) <input type="radio"/>
3			
	(A) <input type="radio"/>	(B) <input type="radio"/>	(C) <input type="radio"/>
4			
	(A) <input type="radio"/>	(B) <input type="radio"/>	(C) <input type="radio"/>

2 Listen. Put a check (✓) or a cross (X) in the box.  03

1		<input checked="" type="checkbox"/>	<input type="checkbox"/>
		<input type="checkbox"/>	<input checked="" type="checkbox"/>
3		<input checked="" type="checkbox"/>	<input type="checkbox"/>
		<input type="checkbox"/>	<input checked="" type="checkbox"/>
2		<input checked="" type="checkbox"/>	<input type="checkbox"/>
		<input type="checkbox"/>	<input checked="" type="checkbox"/>
4		<input checked="" type="checkbox"/>	<input type="checkbox"/>
		<input type="checkbox"/>	<input checked="" type="checkbox"/>