






SPEAKING SKILLS: EATING OUT

1. Vocabulary

1.1 Direction: Choose the corresponding word from the box to the picture below.

Fruit salad	grilled fish	chips	cheese burger	ice cream
cheese and biscuits		tomato soup	sausage	pasta
vegetables		roast chicken	omelette	



THE BOAT RESTAURANT

STARTERS

Tomato Soup	£2.00
French Onion Soup	£2.50
Tomato Salad	£2.90
Chicken Salad	£3.30

All starters are served with bread and butter

MAIN COURSES

German sausage and chips	£6.50
Grilled fish and potatoes	£6.25
Italian cheese & tomato pizza	£4.85
Thai chicken and rice	£5.95
Vegetable pasta	£4.85
Roast chicken and potatoes	£5.95

DRINKS

Mineral water	£1.00
Fresh orange juice	£1.25
Soft drinks	£1.30
English Tea	£0.90
Irish Cream Coffee	£0.90

SNACKS

Lunchtime only

Cheese Burger	£3.20
Vegetable omelette	£3.25
Chocolate cake	£2.25
Cheese & tomato sandwich	£3.25
Burger	£2.90
Chicken sandwich	£3.50
Cheese omelette	£3.50

All snacks are served with salad and chips

DESSERTS

Fruit salad and cream	£2.25
Ice cream	£2.00
(choose from chocolate, coffee, or lemon)	
Lemon cake	£2.25
Chocolate cake	£2.25
Cheese and biscuits	£2.50

Lunch served 12:30 - 2:30pm / Dinner served 6:00 - 9:00pm

2. Listening.

2.1. Scan the link and listen to the audio.

2.2 Direction: Write T if the statement is true and F if the statement is false.



Scan to listen

- _____ 1. The customers want two tables.
- _____ 2. There are two customers eating together.
- _____ 3. The two customers order the same starter.
- _____ 4. Both customers order the Thai chicken for their main course.
- _____ 5. The customers order cold drinks.
- _____ 6. Both customers order a dessert.

2.3 Write the correct word to fill the gaps.

1. A table two, please.
2. Are you to order?
3. What would you for your starter?
4. I'd French onion soup, please.
5. What you like to drink?
6. I'll a fresh orange juice.

3. Writing/ Speaking

3.1 What food and drink from this menu would you like to order?

.....

.....

.....

3.2 Work with partner. Make your own menu and write a conversation between a customer and a waiter in a restaurant setting. You can do it on CANVA and sent to our Line group.

For example:

Waiter: Hello.
Jamie: Hi. A table for two, please.
Waiter: Of course. Over here, please. Here's the menu.
Sally: Thank you.
(pause)
Waiter: Are you ready to order?
Sally: Yes, we are.
Waiter: What would you like for your starter?
Jamie: I'd like French onion soup, please.
Sally: And I'll have a tomato salad, please.
Waiter: And for your main course?
Jamie: Mmm, I'm not sure. I don't know whether to have the steak or Thai chicken.
Sally: Oh, I'd like the Thai chicken and rice please.
Jamie: OK, me too.
Waiter: So that's two Thai chicken and rice. What would you like to drink?
Jamie: I'll have a fresh orange juice and ...
Sally: I'd like some mineral water, please.
Waiter: OK, thank you.

4. PROJECT APPLY WHAT YOU HAVE LEARNED

4. 1 Video Making. Work with the same partner. Make a video about the conversation you have made in exercise 3. Attach on the CANVA file with the Menu you have made. (for 20 points)

Use this page for the video script.