


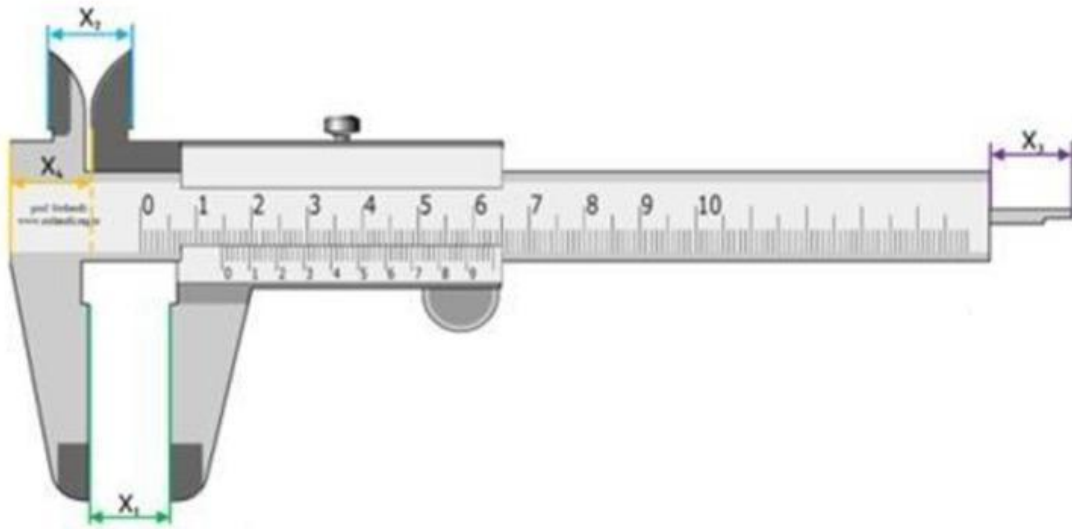
VIDEO



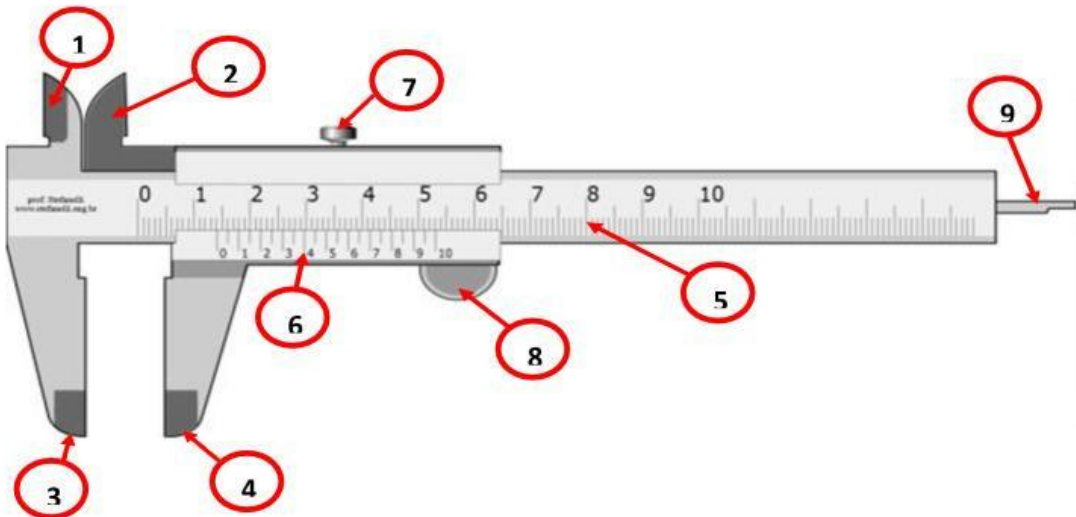
MATERI



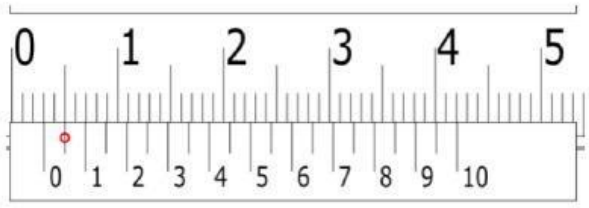
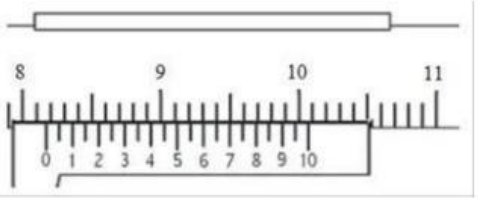
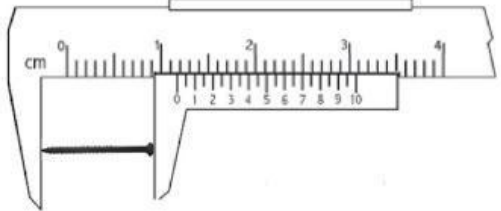

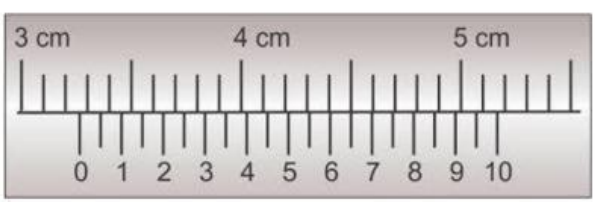
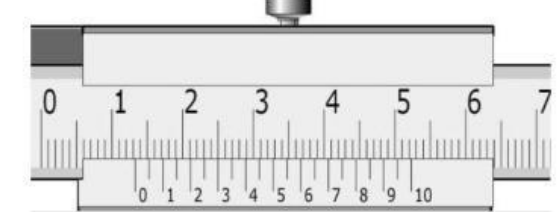
1. Gambarkan jangka sorong
2. Fungsi jangka sorong



3. Sebutkan dan jelaskan fungsi dari jangka sorong tersebut



4. Tuliskan hasil pengukuran dari gambar dibawah ini

| | |
|---|--|
|  | <p>TK =</p> <p>SU =</p> <p>SN =</p> <p>HASIL =</p> |
|  | <p>TK =</p> <p>SU =</p> <p>SN =</p> <p>HASIL =</p> |
|  | <p>TK =</p> <p>SU =</p> <p>SN =</p> <p>HASIL =</p> |
|  | <p>TK =</p> <p>SU =</p> <p>SN =</p> <p>HASIL =</p> |
|  | <p>TK =</p> <p>SU =</p> <p>SN =</p> <p>HASIL =</p> |
|  | <p>TK =</p> <p>SU =</p> <p>SN =</p> <p>HASIL =</p> |