Ejercicio 2

Dado los siguientes gráficos, determinar los límites que se indican en cada caso

a.

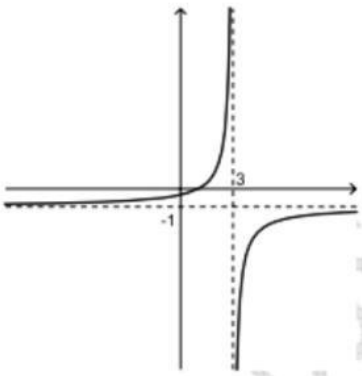

b.

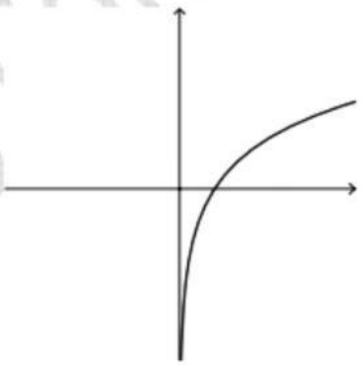

c.

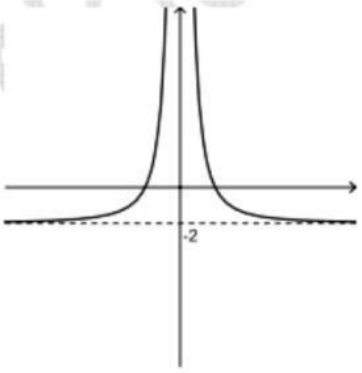

d.

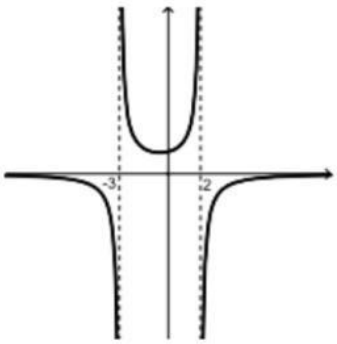

$a)\ \lim_{x\to 3^-} f(x) =$ $\lim_{x\to 3^+} f(x) =$ $d)\ \lim_{x\to -\infty} f(x) =$

$b)\ \lim_{x\to 0^+} f(x) =$ $\lim_{x\to +\infty} f(x) =$

$c)\ \lim_{x\to 0^-} f(x) =$ $\lim_{x\to 0^+} f(x) =$ $\lim_{x\to 0} f(x) =$ $\lim_{x\to +\infty} f(x) =$ $\lim_{x\to -\infty} f(x) =$

$d)\ \lim_{x\to -3^-} f(x) =$ $\lim_{x\to -3^+} f(x) =$ $\lim_{x\to 2^-} f(x) =$ $\lim_{x\to 2^+} f(x) =$

LIVEWORKSHEETS