Guía de Refuerzo: Iniciación a la Multiplicación

1.- Escribe en forma de suma la multiplicación:

a) ¿Cuántas almejas hay?

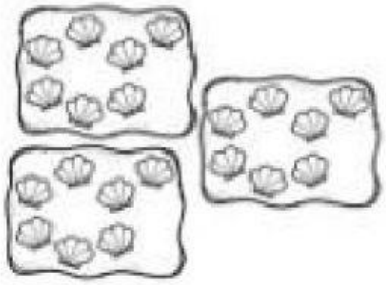

7+7+7= ☐

Multiplicación: 3 x 7 = ☐

b) ¿Cuántas abejas hay?

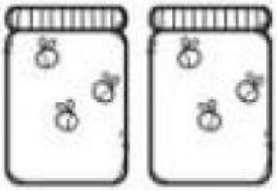

☐ + ☐ = ☐

Multiplicación: ☐ x ☐ = ☐

c) ¿Cuántos pétalos hay?



☐ + ☐ = ☐

Multiplicación: ☐ x ☐ = ☐

d) ¿Cuántos puntitos hay?



☐ + ☐ + ☐ = ☐

Multiplicación: ☐ x ☐ = ☐

LIVEWORKSHEETS

2. Observa cada imagen y luego complete.

a.



Hay ____ estuches.

Cada estuche tiene ____ lápices.

Hay ____ veces ____ lápices.

En total hay ____ lápices.

b.

Hay ____ canastas.

Cada canasta tiene ____ manzanas.

En total hay ____ manzanas.

Hay ____ colgadores.

Cada colgador tiene ____ pantalones.

En total hay ____ pantalones.



Hay ____ conjuntos estudiantes

Cada conjunto tiene ____ niños

En total hay ____ niños

LIVEWORKSHEETS

Recordamos con estos ejemplos la multiplicación.

5 + 5 = ...





4 + 4 = ...

2 grupos de 5 = 10

2 veces 5 = 10

5 + 5 =10

2 x 5

2 grupos de 4 = 8

2 veces 4 = 8

4 + 4 = 8

2 x 4 = 8

Ahora te toca practicar a ti.

3 + ☐ + ☐ + ☐ = ☐

☐ x ☐ = ☐



☐ + ☐ + ☐ + ☐ + ☐ + ☐ = ☐

☐ x ☐ = ☐

☐ + ☐ + ☐ + ☐ + ☐ + ☐ + ☐ = ☐

☐ x ☐ = ☐

LIVEWORKSHEETS

Esta vez sin la suma



3 X 2 =.....



2 X 4 =.....



5 X ☐ =.....



5 X ☐ =.....

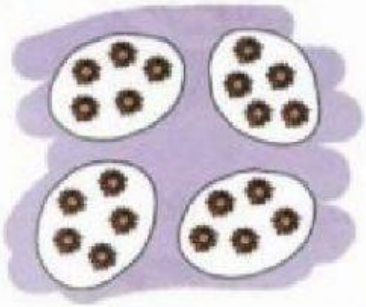

☐ X ☐ =.....



☐ X ☐ =.....

☐ X ☐ =.....



☐ X ☐ =.....

LIVEWORKSHEETS