


FA1







UNIT 1: WHAT COLOR IS IT?

LESSON 8: NUMBERS






1. UNSCRAMBLE



2. CHOOSE THE CORRECT ANSWER.

	<input type="checkbox"/> two. <input type="checkbox"/> one.		<input type="checkbox"/> four. <input type="checkbox"/> five.
	<input type="checkbox"/> three <input type="checkbox"/> four.		<input type="checkbox"/> two <input type="checkbox"/> three
	<input type="checkbox"/> one. <input type="checkbox"/> two.		<input type="checkbox"/> five. <input type="checkbox"/> four

3. LOOK AND WRITE

	two apples
	_____
	_____
	_____
	_____

4. LISTEN AND CHOOSE CORRECT ANSWER.

<div style="background-color: yellow; padding: 2px; display: inline-block;">a</div> <div style="display: flex; justify-content: space-around; width: 100px;"> 3 1 </div>	<div style="background-color: yellow; padding: 2px; display: inline-block;">b</div> <div style="display: flex; justify-content: space-around; width: 100px;"> 1 2 </div>	<div style="text-align: right; padding-right: 10px;">c</div> <div style="display: flex; justify-content: space-around; width: 100px;"> 4 3 </div>
<div style="background-color: yellow; padding: 2px; display: inline-block;">d</div> <div style="display: flex; justify-content: space-around; width: 100px;"> 4 1 </div>	<div style="background-color: yellow; padding: 2px; display: inline-block;">e</div> <div style="display: flex; justify-content: space-around; width: 100px;"> 2 3 </div>	<div style="background-color: yellow; padding: 2px; display: inline-block;">f</div> <div style="display: flex; justify-content: space-around; width: 100px;"> 2 4 </div>