



BIG QUESTION 9

How do we make art?

Think about the Big Question. Write.

What do you know?

What do you want to know?

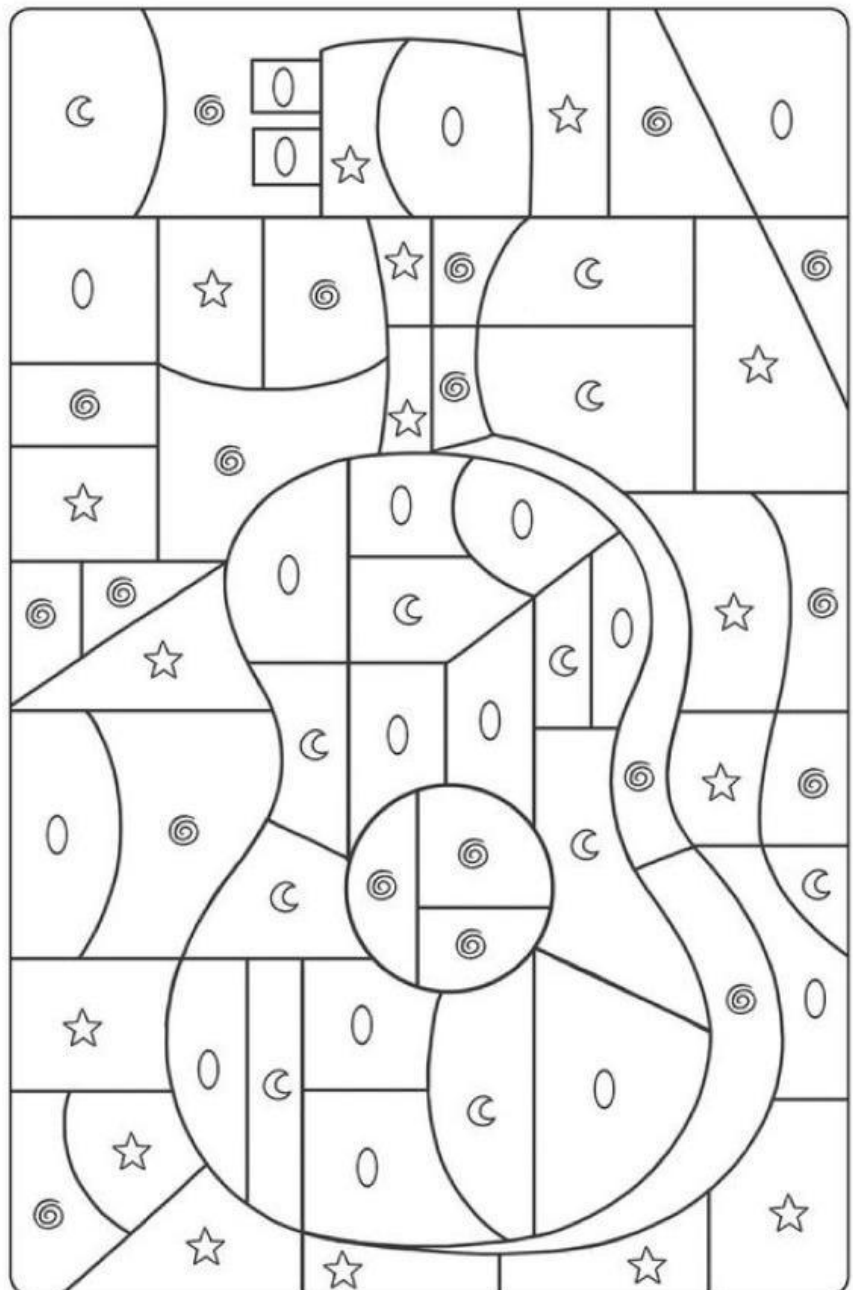
UNIT 17

Get Ready

Words

A Look at the instructions. Color the picture.

Stars are green.	Ovals are orange.
Crescents are pink.	Spirals are blue.



B Write the words.

collage corner nature straight ~~pattern~~ circle

1



pattern

2



3



4



5



6



C Circle *True* or *False*.

- 1 An egg is an oval.
- 2 A circle is a straight line.
- 3 A star is round.
- 4 All sculptures are big and made of wood.
- 5 Nature has living and nonliving things in it.
- 6 A collage is made of one picture.

True

False

True

False

True

False

True

False

True

False


True

False

A Read the text quickly. Answer the question.

How does the boy draw the dinosaur?

Drawing a Dinosaur



It's fun to draw things with shapes. Read the text and draw a dinosaur using shapes.

Think

Think about things at home that are ovals and circles.

Let's start.

Draw a small oval for the head, then draw a big oval for the body. Draw two straight lines from the head to the body. Draw three triangles on top of the small oval. Draw two small circles inside the head for the eyes. Then

draw two very small circles next to each other under the eyes. This is the nose.

Draw a few small triangles on top of the body. Color all the triangles black. Draw half a crescent in the middle of the big circle for the tail. Leave one end of the crescent open. Draw two rectangles under the body, one on the right side and one on the left side. Now color your dinosaur, and give it a name.

Think

Think about the things you can draw using shapes.

Comprehension

A What part of the text do you like? Check (✓).

The instructions ☐ Using shapes ☐ The picture ☐

B Answer the questions.

1 How many different shapes are there in the drawing?

There are five shapes.

2 What shape is the head?

3 What shape is the body?

4 What shape do you draw for the eyes?


5 What shape do you draw for the legs?

6 How many triangles do you draw?

7 How many circles do you draw?

8 Do we always use shapes in drawings?

C Draw something with shapes. Then write how to draw it.



Step 1 _____

Step 2 _____

Step 3 _____

Step 4 _____

What is it? _____

Grammar in Use

A Study the grammar.

Learn Quantifiers

There is I have	some	paper.	There isn't I don't have	any	paper.
	a little				
	a lot of				
There are I have	some	pens.	There aren't I don't have	any	pens.
	a few				
	a lot of				




B Circle the correct words.


- The teacher doesn't have **some** / **any** paint.
- There were **a little** / **a few** circles in the picture.
- There isn't **a few** / **any** art in the library.
- I have **a few** / **any** notebooks in my backpack.
- There are **any** / **some** stars in the sky.
- My mother puts **a little** / **a lot of** carrots in the soup.

C Complete the sentences.

- Nancy has _____ oranges.
(many / some)
- Kai has _____ chips.
(a few / a lot of)
- Debbie has _____ sandwiches.
(a lot of / some)
- Jack doesn't have _____ cookies.
(any / a few)



D Look at the picture and complete the sentences.



- 1 There is a lot of red paint.
- 2 There aren't _____ pens.
- 3 There is _____ yellow paint.
- 4 There is _____ blue paint.
- 5 There isn't _____ green paint.

E Rewrite each sentence.

- 1 There is some salad on the table. (vegetables)
There are some vegetables on the table.
- 2 They have a lot of paper. (any)

- 3 There aren't any crayons in the classroom. (some)

- 4 We have a few cookies. (paint)

F Complete the sentences.

- 1 I have a few _____ in my room.
- 2 I have some _____ in my room.
- 3 I have a lot of _____ in my room.
- 4 I don't have any _____ in my room.
- 5 There isn't any _____ in my room.
- 6 There aren't any _____ in my room.

Words

A Match the words to the pictures.

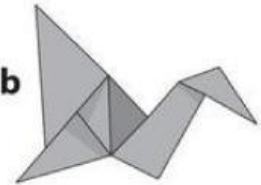
1 mobile

a



2 oil painting

b



3 origami

c



4 photograph

d



5 drawing

e



6 mosaic

f




B Look at the pictures. Write the words.

1



photograph

2



3



Word Study

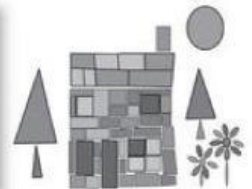
A Circle the word that is wrong. Write the correct word.

- 1 He bought ate comic books. eight
- 2 This is there house. _____
- 3 That subtraction problem isn't write. _____
- 4 Can you sea the ovals in the painting? _____
- 5 There are too stars in the mosaic. _____
- 6 Eye used spirals and crescents in my collage. _____

Writing

A Read about the shapes Brian uses in art.

I love drawing. I use squares and rectangles for the house, windows and doors. I use circles and ovals for the flowers and the sun. I use triangles for the trees. My drawing looks great!



B Think about your favorite kind of art and the shapes you use in art.

Answer the questions.

- 1 What is your piece of art? _____
- 2 What shapes do you use? What are they for?

- 3 How does your art look? _____

C Now write about using shapes in your art.

