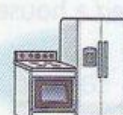


Apartment Living

Getting Ready

Write each item under the room where you usually find it.
Then add one more item to each list.

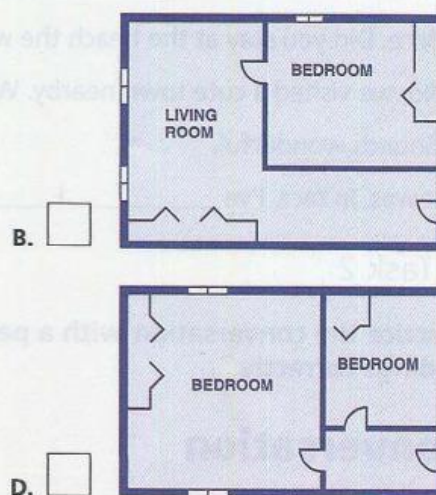
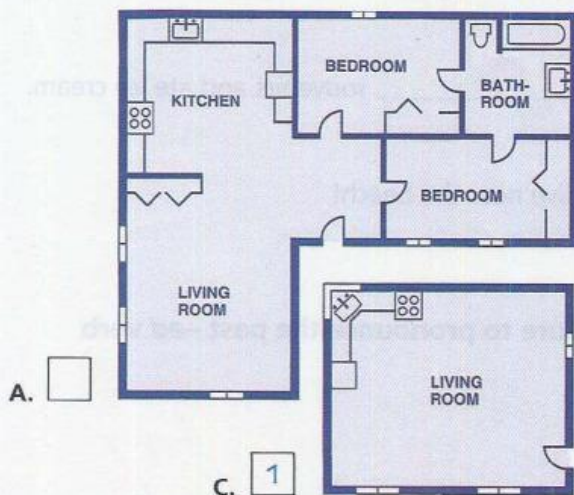
toilet	bed	dresser	shower	refrigerator	piano
stove	sofa	coffee table	mattress	bathtub	microwave



Living room	Bedroom	Bathroom	Kitchen
		toilet	

CD 2-40 Listening 1

People are describing their apartments.
Listen and number the pictures.



Listening 2

CD 2-41 ► Task 1


People are describing rooms in their apartments. Listen and check (✓) the correct picture.



a.




b.



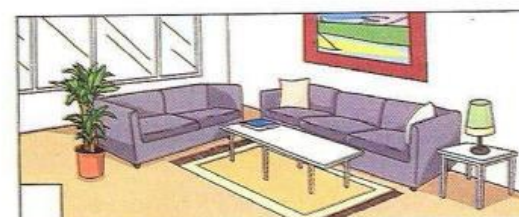
a.




b.



a.



b.



a.



b.

CD 2-41 ► Task 2


Listen again. Are the statements true or false? Check (✓) the correct answer.

	True	False
1. She doesn't plan to buy anything else for the apartment.	<input type="checkbox"/>	<input checked="" type="checkbox"/>
2. He has a new bed.	<input type="checkbox"/>	<input type="checkbox"/>
3. She wants to buy some more furniture.	<input type="checkbox"/>	<input type="checkbox"/>
4. She'll probably take a bath at her friend's place.	<input type="checkbox"/>	<input type="checkbox"/>

Listening 3

CD 2-42 ► Task 1

People are talking about their new apartments.
What do they already have? Check (✓) the correct answers.



	Bookshelf	TV	MP3 player	Dinner table	Sofa
1. Anna	<input checked="" type="checkbox"/>	<input checked="" type="checkbox"/>	<input type="checkbox"/>	<input checked="" type="checkbox"/>	<input type="checkbox"/>
2. Paul	<input type="checkbox"/>	<input type="checkbox"/>	<input type="checkbox"/>	<input type="checkbox"/>	<input type="checkbox"/>
3. Sarah	<input type="checkbox"/>	<input type="checkbox"/>	<input type="checkbox"/>	<input type="checkbox"/>	<input type="checkbox"/>
4. Sam	<input type="checkbox"/>	<input type="checkbox"/>	<input type="checkbox"/>	<input type="checkbox"/>	<input type="checkbox"/>

CD 2-42 ► Task 2

Listen again. Are the statements true or false? Check (✓) the correct answer.

	True	False
1. a. She wants to buy a cheap MP3 player.	<input checked="" type="checkbox"/>	<input type="checkbox"/>
b. She wants a large sofa.	<input type="checkbox"/>	<input type="checkbox"/>
2. a. He wants to find a bigger bookshelf.	<input type="checkbox"/>	<input type="checkbox"/>
b. He wants to find a cheaper dinner table.	<input type="checkbox"/>	<input type="checkbox"/>
3. a. She doesn't have very many books yet.	<input type="checkbox"/>	<input type="checkbox"/>
b. She has enough money to buy an MP3 player.	<input type="checkbox"/>	<input type="checkbox"/>
4. a. He's waiting for the new TV models.	<input type="checkbox"/>	<input type="checkbox"/>
b. He bought a dinner table last week.	<input type="checkbox"/>	<input type="checkbox"/>

Pronunciation

Contractions of *there is* and *there are*

CD 2-43 ► **Task 1**

Listen and repeat.

1. *There's* a small yard.
2. *There's* only one bathroom.
3. *There are* four bedrooms in my apartment.
4. *There are* three windows in my living room.

► **Task 2**

Read the sentences to a partner. Be sure to pronounce *there's* and *there are* correctly.

Dictation

CD 2-44 ► **Task 1**

Listen to the conversation. Write the missing words.

A: What's your new apartment like, Matt?

B: It's perfect. It's just the right size. _____ bedrooms, a living room, and a kitchen.

A: Nice!

B: Yeah. Oh, and _____ an office.

A: Wow, it sounds big! Do you have furniture yet?

B: Not yet, but _____ a _____ going on at Furniture World this weekend.

A: Great. Let me know if you need help with anything.

► **Task 2**

Practice the conversation with a partner. Be sure to pronounce *there's* and *there are* correctly.

Conversation

Work in pairs. Think about a room in your house. Talk about it with your partner and have your partner draw what you describe.

TACTICS FOR TESTING
PAGE 104