

Grammar Station

Imperatives

- We use **imperatives** to tell someone to do or not to do something. They usually begin with the **base verb**.
- We can add *please* to make imperatives more polite.
- We use imperatives with *let's* to make suggestions to people.

	Positive		Negative	
	Base Verb	Don't (= Don't)	Base Verb	Base Verb
Imperative	Open the door. Clean your room. Be careful.	Do not (= Don't)	cry speak loudly. be late.	
Suggestion	Let's go to the park. sing together.	Let's not	go out. play soccer.	



Be quiet.



Don't touch the vase, please.



Let's dance together.



Let's not play soccer.

Check the imperative sentences.

- Be quiet.
- She can dance well.
- Can you swim?
- We're late.
- Try again.
- Don't talk in class.

A Circle the correct words.

- (Be / Do) careful.
- (Do / Be) honest.
- (Be close / Close) the door.
- (Wait / Be wait) a minute.
- (Not / Don't) move.
- (Don't do / Don't be) late.
- (Let / Let's) play soccer.
- (Let's not / Let's don't) go out.

B Match the sentences.

- It's a nice day.
 - The baby is sleeping.
 - It's cold outside.
 - I can't hear you.
 - It's not a big problem.
 - This bag is expensive.
- Be quiet, please.
 - Put on your coat.
 - Let's go on a picnic.
 - Don't worry.
 - Let's not buy it.
 - Speak loudly.

C Complete the sentences with Don't or Let's.





1. Let's have dinner.
2. _____ dance.
3. _____ sit down.
4. _____ be lazy.
5. _____ not hurry.
6. _____ touch it.

A Complete the sentences.

- (be kind) → Imperative Be kind to others.
- (meet) → Suggestion _____ after school.
- (drink) → Imperative _____ some water.
- (not / take) → Suggestion _____ a taxi.
- (not / be late) → Imperative _____.

B Choose and complete the sentences.

open walk ~~do~~ make

- Do your homework. 
- _____ your mouth, please. 
- _____ noise! 
- _____ on the grass! 

C Correct the underlined words and rewrite the sentences.

- Not run in the classroom! → Don't run in the classroom!
- Let's don't eat fast food. → _____
- Be raise your hand quickly. → _____
- Don't talks in class! → _____
- Do let's climb the mountain. → _____

When you write a sign or notice, you can use imperatives to give instructions or advice.

4 Choose and complete the sign using imperatives.

Here are some simple camp rules.

- Let's follow the safety rules.
 - Prepare a first aid kit.
 - _____ the camp alone.
- Let's respect other campers.
 - _____ noise.
 - _____ a good neighbor.
- Let's protect nature and animals.
 - _____ the plants.
 - _____ the animals.
 - _____ your campsite.



- feed leave
- clean be
- make prepare
- pick

Review!

Complete the chart.

Positive	Negative
Be lazy.	Don't be lazy.
Close the window.	_____ the window.
_____ for me.	Don't wait for me.
Let's hurry.	_____.
_____ a taxi.	Let's not take a taxi.