

Get Ready to Listen



Let's learn the key words.

A Listen, point, and say. Write the words in your picture dictionary. 32



cabinet



drawer



flag



laptop

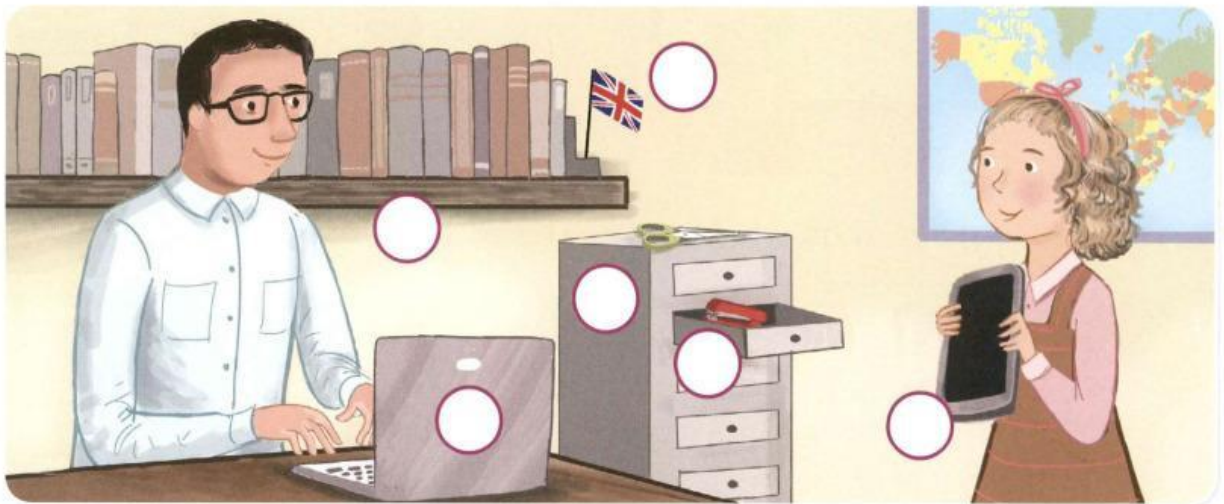


shelf



tablet

B Listen and number. 33



C Listen and complete the sentences. 34

1. There is a _____ in every classroom.
2. The student is using the _____.
3. The scissors are on the _____ or in the _____.
4. The boy put his _____ in the _____.

Listen


LISTENING GOAL: Listen for Opinions

An opinion is what a person thinks about something. It is not true for everyone. For example, *I think the activities in the workbook are difficult* is an opinion. Listen for opinions to know how people feel.

A Listen. Is the sentence a fact or an opinion?
Choose the correct answer.  35

- | | |
|----------------------------------|----------------------------------|
| 1. <input type="checkbox"/> fact | <input type="checkbox"/> opinion |
| 2. <input type="checkbox"/> fact | <input type="checkbox"/> opinion |
| 3. <input type="checkbox"/> fact | <input type="checkbox"/> opinion |

Tim's Tablet

B Listen to the story *Tim's Tablet*. What is it about?
Choose the correct picture.  36



Now choose  or .

- | | | |
|---|-------------------------------------|--------------------------|
| 1. Tim can't find his tablet. | <input checked="" type="checkbox"/> | <input type="checkbox"/> |
| 2. His classmates help him look for it. | <input checked="" type="checkbox"/> | <input type="checkbox"/> |
| 3. They find the tablet in a cabinet. | <input checked="" type="checkbox"/> | <input type="checkbox"/> |

Who says
an **opinion**?
What is it?



Think!

- How do you feel when you lose something? Why?

Understand

Remember!

Listen for **opinions** to know how people feel.




A Think about **Tim's Tablet**. Are the sentences opinions? Choose Yes or No.



1. There are ten children. **Yes** **No**
2. She thinks he looks sad. **Yes** **No**

B Listen to **Tim's Tablet** again. Choose the correct answer. 37



1. Where does Tim look for his tablet?
☐ a. in his drawer ☐ b. in his backpack
2. How many children are there in the class?
☐ a. nine ☐ b. ten
3. Where is Tim's tablet?
☐ a. on the teacher's desk ☐ b. at home

C Listen and choose the correct picture. Then write the key word. 38

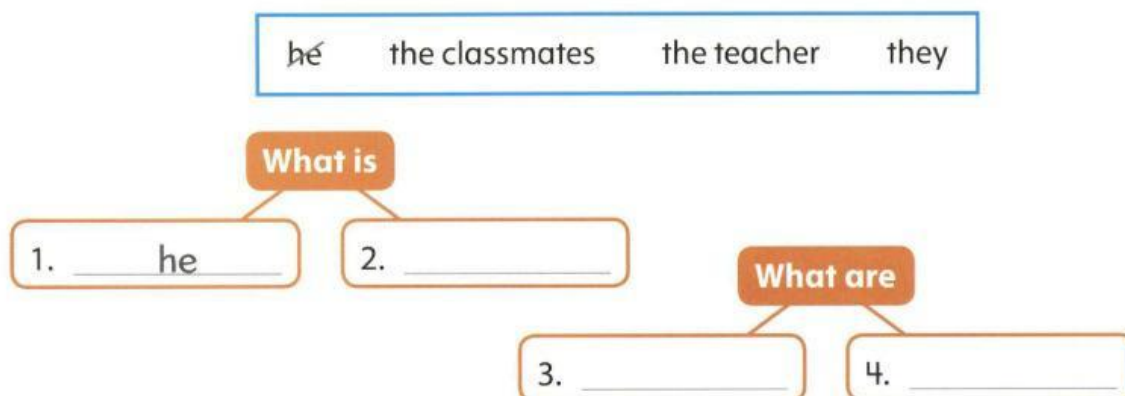
1.  ☐ a.  ☐ b.

2.  ☐ a.  ☐ b.

3.  ☐ a.  ☐ b.

4.  ☐ a.  ☐ b.

- D** Listen to **Tim's Tablet** again. Work with a partner.
Complete the diagram.  39



- E** Look at **D**. Write a question. Use *What + is or are*.



What is he looking for?



the teacher
looking for?



they looking for?



the classmates
looking for?

MY LISTENING GOALS

- ☐ I can listen to the story.
- ☐ I can listen for opinions to know how people feel.

