



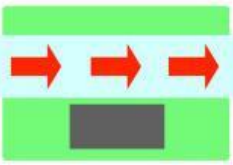

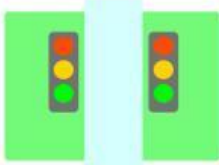





## Listening skills practice: Giving directions – exercises

Do the preparation exercise first. Then look at the map and listen to the directions while you do the exercises.

### Preparation

Do this exercise before you listen. Write the correct word in the boxes below the picture.

|   |   |   |  |   |
|---|---|---|--|---|
| turn left   | roundabout  | next to   | go past  | take the second left  |
| turn right  | opposite  | take the second right   | traffic lights   | go straight on  |
|    |    |    |   |    |
|  |  |  |  |  |
|   |   |   |  |   |

### 1. Check your understanding: gap fill

Do this exercise while you listen.



- A. The speaker gives directions to the \_\_\_\_\_
- B. The speaker gives directions to the \_\_\_\_\_
- C. The speaker gives directions to the \_\_\_\_\_
- D. The speaker gives directions to the \_\_\_\_\_

**2. Check your understanding: gap fill**

Do this exercise while you listen. Complete the gaps with a word from the box.

|          |      |        |
|----------|------|--------|
| take     | past | on     |
| straight | At   | second |
|          | Go   |        |

1. Go \_\_\_\_\_ on.
2. \_\_\_\_\_ past the traffic lights.
3. It's the building next to the library \_\_\_\_\_ the left.
4. \_\_\_\_\_ the roundabout turn left.
5. Then \_\_\_\_\_ the first left on to Green Street.
6. Go \_\_\_\_\_ the traffic lights and take the \_\_\_\_\_ right on to King's Road.

**What do you do when you get lost in a town or city?****Vocabulary Box** Write any new words you have learnt in this lesson.