UNIT 18 Get Ready

Words

A Look and circle the correct words.

1

catch / open

2 

stop / bake

3

chase / cross

4

smell / run away

5

cross / stop

6 

run away / bake

7

smell / chase

8

open / catch

B Complete the sentences with words from Activity **A**.

1 At a road, you can ___cross___ and ___stop___.

2 In a game, you can _____ and _____ your friend, and _____.

3 When you make food, you can _____ it and _____ it.

4 You can _____ a door or window.

Student Book page 176

LIVEWORKSHEETS

C Look and write the letters in the correct order to make sentences.

1 psto s t o p

2 nur wyaa _ _ _ _ _ _ _

3 lelsm _ _ _ _ _

4 ecsah _ _ _ _ _

5 srocs _ _ _ _ _

6 pone _ _ _ _

7 tcahc _ _ _ _ _

8 keab _ _ _ _

D Complete the sentence with the words below.

smell ~~bake~~ cross away open chase

1 You can bake food.

2 You can _____ a flower.

3 You can play and _____ your friend.

4 Your friend can run _____.

5 You can _____ a road.

6 You can _____ a door.

LIVEWORKSHEETS

Read

A **Look at the pictures. What do you think the play is about? Check (✓) one answer.**

1 ☐ A snowman and a squirrel

2 ☐ A snowman and two squirrels

3 ☐ Two snowmen and a squirrel

B **Read the play. Were you right?**

The Squirrels and the Snowman

Narrator It is a snowy night. It is cold and dark in the garden. Two squirrels find a snowman. The squirrels look at the snowman.

Squirrel 1 "What is it?"

Squirrel 2 "I don't know. Let's smell it!"

Narrator So the squirrels look at the snowman, and they smell it, but they don't know what it is.

Squirrel 1 "It can't move."

Squirrel 2 "So it can't chase us!"

Squirrel 1 "We should play on it!"

Narrator The squirrels run all over the snowman. They pull off his hat and the carrot for his nose. But, suddenly …

Snowman "What's this? Who are you?"

Squirrel 1 "Oh, no!"

Snowman "You shouldn't climb on me! I can move! I can chase you!"

Squirrel 2 "Run away!"

Student Book page 177

LIVEWORKSHEETS

Understand

Comprehension

A **What do you like about the play? Draw ☺, 😐 or ☹.**

1 It is cold and dark. (• •)

2 The squirrels smell the snowman. (• •)

3 The squirrels pull off his hat. (• •)

4 The snowman can chase the squirrels. (• •)

B **Number the pictures in the correct order.**

a

b

c

d 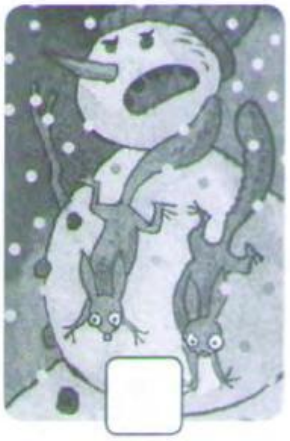

C **Complete the sentences with the words below.**

chase	move	cold	smell	play	~~snowy~~	pull	carrot

1 The squirrels find a snowman on a snowy night.

2 At night, it is dark and _____ in the garden.

3 The squirrels _____ the snowman.

4 The squirrels _____ on the snowman.

5 The snowman has a _____ for its nose.

6 The squirrels _____ off the snowman's hat.

7 Suddenly, the snowman can _____!

8 The snowman can _____ the squirrels.

LIVEWORKSHEETS

Grammar in Use

A Study the grammar.

Learn ***Should* and *Shouldn't***

I You He / She / It We They	**should**	run away.	I You He / She / It We They	**shouldn't**	cross the river.

Should	I you he / she / it we they	cross the river? run away.	Yes,	I you he / she / it we they	**should.**
			No,		**shouldn't.**

B Write the words in the correct order to make sentences and questions.

1 should / close / he / door / the / .
He should close the door.

2 shouldn't / you / fast / run / .
_____

3 road / we / cross / the / should / ?
_____

4 she / cookies / should / bake / ?
_____

5 stop / they / at / should / road / the / .
_____

6 shouldn't / ice cream / eat / lots of / I / .
_____

7 the / chase / should / it / ball / .
_____

Student Book page 181

LIVEWORKSHEETS

C What should or shouldn't they do? Look and complete the sentences.

1

drink / water

They should drink water _____.

2

cross / the road

He _____.

3

run away / fast

They _____.

4

wear / a jacket

She _____.

5

play / the drums

He _____.

6

make / a swing

We _____.

D Look and write the answers.

1

Should she eat all the cookies?

No, she shouldn't.

2

Should we go to the beach?

_____

3

Should he fly a kite?

_____

4

Should she run fast?

_____

LIVEWORKSHEETS

Communicate

Words

A Match the pictures to the words.

a

b

c

d

e

1 [c] go to bed early

2 [ ] healthy food

3 [ ] junk food

4 [ ] play outside

5 [ ] go to bed late

B Complete the phrases. Put a check (✓) in the box for the things you should do and put a cross (✗) in the box for the things you shouldn't do.

1 [✓] eat healthy food

2 [ ] play o_____

3 [ ] go t___ b_____ l_____

4 [ ] eat j_____ f_____

5 [ ] go t___ b_____ e_____

C What do you do? Write true answers for you.

1 I eat _____ food.

2 I go to bed _____.

3 I don't eat _____ food.

4 I don't go to bed _____.

LIVEWORKSHEETS

Writing Study

A **Complete the sentences with periods (.), question marks (?), or exclamation points (!).**

1 Can it move ?
2 You shouldn't cross here. It's dangerous___
3 It's a sunny day today___
4 Do plants need water___
5 She lives in a big city___
6 That music is awful___

B **Find these words in Activity A. Write *Noun*, *Verb*, or *Adjective*.**

1 move Verb
2 dangerous _____
3 day _____
4 water _____
5 lives _____
6 awful _____

Writing

A **Think about a living thing. Complete the notes.**

What is it?

_____

What does it need?

_____

What should you do to take care of it?

_____

B **Read about a hamster. Then write about a living thing and how you should take care of it.**

It's important to take care of a hamster. It needs food, water, and a safe place to live. You should give a hamster food and water every day.

It's important to take care of a _____.
It needs _____.
You should _____.

LIVEWORKSHEETS

What did you learn?

Review

A Find and write the words.

1

air

2

3

4

5

6

7

8

9

10

d	f	h	u	b	s	h	p	o	n	h
b	c	e	a	p	p	e	o	p	l	e
i	r	a	i	r	b	k	j	e	j	a
f	o	v	p	d	f	d	b	n	i	l
j	s	m	l	s	o	e	v	n	s	t
c	s	t	a	t	u	e	c	l	d	h
n	d	h	n	b	n	p	l	a	q	y
v	b	i	t	i	t	c	h	a	c	f
b	e	n	c	h	a	m	e	v	l	o
n	f	u	n	t	i	m	l	k	a	o
r	t	j	j	u	n	k	f	o	o	d

BIG QUESTION

What are living things?

LIVEWORKSHEETS

B Look and match the questions and answers.

1

[d] Can she run fast?

2

[ ] Should they play outside?

3

[ ] Should he eat junk food?

4

[ ] Can it move?

5

[ ] Can he fly a kite?

6

[ ] Should she go to bed early?

a No, it can't.
b Yes, they should.
c Yes, she should.
d Yes, she can.
e No, he shouldn't.
f No, he can't.

C Complete the sentences with the words below. Use periods (.), question marks (?), or exclamation points (!).

can't	~~living~~	grows	run	should	water

1 People and animals are ___living___ things.
2 Do living things need food and _____ ___
3 Nonliving things _____ breathe or move___
4 You should _____ away___
5 Grass is a living thing. It _____ and it needs water___
6 _____ we look after nonliving things___

LIVEWORKSHEETS

Writing Process

BEFORE YOU WRITE:

- Read the example text.
- Think about what it means.
- Think about your own ideas.
- Choose an idea to write about.

WHEN YOU WRITE:

- Start your sentences with a capital letter.
- Use punctuation: commas, periods, and question marks.
- Write full sentences.
- Think about your spelling. Look in the dictionary if you don't know.

AFTER YOU WRITE:

- Read your text.
- Correct your mistakes.
- Ask your friend or teacher to read your text.

M
~~my~~ name is Rosa.

I am six.

My ~~famly~~ family is big.

I have two sisters and three brothers.

Is your family big?

Checklist

I can check my work for:

- punctuation ☑
- spelling ☑
- full sentences ☑

I can correct my mistakes. ☑

LIVEWORKSHEETS

Capital Letters

ABC Capital Letters for Names

The first letter of a name is a capital letter.

ABC Capital Letters in Sentences

The first letter of a sentence is a capital letter.

There is a red seashell on the sand.

I have an orange hat.

My name is Jenny.

Punctuation

. Periods

There is a period at the end of a sentence.

There is a red seashell on the sand**.**

I have an orange hat**.**

My name is Jenny**.**

? Question Marks

There is a question mark at the end of a question.

Where is the frog**?**

Who's this**?**

What's that**?**

LIVEWORKSHEETS

! Exclamation Points

Use an exclamation point to show strong feelings.

I love ice cream!
Let's go!
Be careful!

, Commas

Commas separate three or more words in a list.

There is a frog, a mouse, and a squirrel.
The flowers are yellow, purple, and pink.
My friends are Tom, Maria, Sofia, and Omar.

' Apostrophes and possessive s

Use an apostrophe + *s* to show that something belongs to someone.

This is Luke's house.
That is Nada's cookie.
Where is Kate's backpack?

' Apostrophes and contractions

Use an apostrophe when you make a contraction.

I am six. I'm six.
You are my friend. You're my friend.
She is a doctor. She's a doctor.
It is summer. It's summer.
It is not Saturday. It isn't Saturday.
What is your name? What's your name?
That is a lion. That's a lion.

LIVEWORKSHEETS

Parts of Speech

Nouns

Nouns are naming words. A noun is a person, place, or thing.

This is my **sister**.
I live in **Egypt**.
Where's your **backpack**?

Verbs

Verbs are action words.

Let's **go**!
I can **jump**.
We **make** apple pie.

Adjectives

Adjectives describe nouns. They tell you more about the nouns.

The statue is **big**.
It's a **hot** day.
Marco is **lonely**.

Subject-Verb Agreement

When you're writing, check that you have the correct form of the verb.

He was in the kitchen this morning.
They are very excited about the party.
We weren't hungry at lunchtime.

Complete sentences

Nouns and Verbs

A complete sentence has a noun or nouns, and a verb in it.

The **boy is** hungry.
noun verb

Ben goes to the **park**.
noun verb noun

LIVEWORKSHEETS