

Name: _____

ENGLISH GRADE 5

Class: _____


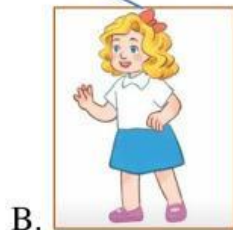

UNIT 8: IN OUR CLASSROOM

PART 1: LISTENING.**Task 1: Listen and circle the correct answer. There is one example.**

0. Where are the maps? -They're _____ the board.
a. on b. next to **c. beside**
1. Excuse me, where are the _____ ? - They're beside the notebook.
a. books b. rulers c. erasers
2. Where are the school bag? - They're _____ the table.
a. on b. under c. beside
3. Where are the pictures? - They're _____ the window.
a. above b. under c. beside
4. Where are the _____ ? - They're on the desk.
a. pens b. pencils c. pencil case



Task 2. Listen and match. There is one example.






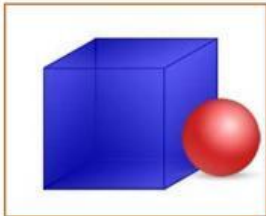




Task 3. Listen and write. There is one example.

0. Mr Long's desk is **beside** the board.
1. Tien's pencil case is _____ his desk.
2. Ly's desk is _____ Tien's desk.
3. Ly's set square is _____ her ruler.
4. A map of the world is _____ the window.

PART 2: VOCABULARY AND GRAMMAR

Task 1. Look and write. There is one example.

<p>0.</p>  <p>A pencil</p> <p>_____</p>	<p>1.</p>  <p>_____</p>	<p>2.</p>  <p>_____</p>	<p>3.</p>  <p>_____</p>
<p>4.</p>  <p>_____</p>	<p>5.</p>  <p>_____</p>	<p>6.</p>  <p>_____</p>	<p>7.</p>  <p>_____</p>

Task 2. Circle the best answer. There is one example.

0. Minh want to _____ a dentist.


a. does
b. is
c. be
1. Where _____ the maps?

a. is
b. are
c. be
2. The _____ are above the window.

a. pencil
b. pen
c. pictures

3. The erasers are _____ the desk.
 a. in front b. next c. on
4. _____ crayon is this? It's Nam's.
 a. What b. Who c. Whose
5. Is this your set square? – No, It's _____.
 a. Bill b. Bill's c. Bills

Task 3. Read and tick  or cross . There is one example.

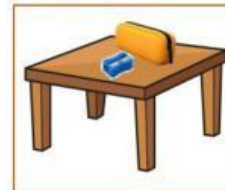
0. The eraser is on the table. 



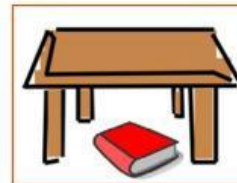
1. The pictures are on the wall. ☐



2. The pencil sharpener is in the pencil case. ☐



3. The book is under table. ☐



4. The pencil is beside the book. ☐



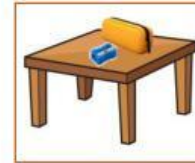
PART 3: READING

Task 1. Read and complete. There is one example.

0. The book is on the table.



1. The pencil sharpener is _____ of the pencil case.




2. The pictures are _____ the sofa.



3. The eraser is _____ the table.



4. The pen is _____ the book.



Task 2. Read and do the following tasks. There is one example.

Look at Chau's desk. Her pencils are beside her notebook. Her eraser is under the desk. Her pencil sharpener is in front of her pencil case. Chau's looking at a map. It's above the window. Now look at Quy's desk. His school bag is under his desk. His book is inside his school bag. His set square is on his desk. It's beside his crayons. His notebook is in front of his ruler. Let's take a look at Tam's desk. Her school bag is beside her desk. Her storybook is next to her pencils. Her pens are in front of her glue stick. Her pencil case is under her chair.

A. Read and complete.

0. Where is Chau's eraser?

⇒ **It is under the desk.**

1. What is Chau's pencil sharpener in front of?

⇒ _____

2. Where are Quy's crayons?

⇒ _____

3. What is behind Quy's notebook?

⇒ _____

4. Where are Tam's pens?

⇒ _____

5. What is above Tam's pencil case?

⇒ _____

PART 4: WRITING

Task 1. Look and write. Start with the given word. There is one example.



0. The books **are on the table.**



1. The lamp is _____ the book.
2. The pencil is _____ the lamp.
3. The clock _____.
4. The books _____.
5. The shelf _____.
6. The pencil sharpener _____.

Task 2. Make the question then answer. There is one example.

Example:

0. pencils/ Nam's => Whose pencils are these?

=> They are Nam's.

1. books/ on the shelf => _____

=> _____

2. clock/ above the table => _____

=> _____

3. pictures/ on the wall => _____

=> _____

4. school bag/ Mary's => _____

=> _____

5. crayons/ Hoa's => _____

=> _____

