

Listen

LISTENING GOAL: Listen for Key Words

Key words are words you hear many times. Key words tell what a listening is about.

A Listen. Choose the correct answer.  56

1. The key word is pencil / long.
2. The key word is **notebook** / **book**.
3. The key word is **table** / **flower**.



The Box

B Listen to the conversation *The Box*. What is it about?
Choose the correct picture.  57



Now choose ✓ or ✗.

1. There are two people.
2. The boy talks to his aunt.
3. The boy talks with his mom.



What words do they say **many times**?



Think!

- What present do you want? Why?

Understand

Remember!

You hear **key words** many times.



A Think about **The Box**. What are the key words? Choose Yes or No.

- | | | |
|---------------------------------------|-----|----|
| 1. <i>box</i> and <i>class</i> | Yes | No |
| 2. <i>present</i> and <i>backpack</i> | Yes | No |

B Listen to **The Box** again. Choose the correct answer. 58









- Who gives a present to the boy?


<input type="checkbox"/> a. his teacher	<input checked="" type="checkbox"/> b. his mom
---	--
- What is in the box?


<input type="checkbox"/> a. a backpack	<input type="checkbox"/> b. a ruler
--	-------------------------------------
- Where can he take the present?

<input type="checkbox"/> a. to class	<input type="checkbox"/> b. to the store
--------------------------------------	--

C Listen and choose the correct picture. Then write the key word. 59

- | | | | |
|--|---|---|---|
| 1.  |  | 2.  |  |
| <input type="checkbox"/> a. | <input checked="" type="checkbox"/> b. | <input type="checkbox"/> a. | <input type="checkbox"/> b. |
| <hr/> | | <hr/> | |
| 3.  |  | 4.  |  |
| <input type="checkbox"/> a. | <input type="checkbox"/> b. | <input type="checkbox"/> a. | <input type="checkbox"/> b. |
| <hr/> | | <hr/> | |

- D** Listen to **The Box** again. What are some questions?
Work with a partner. Complete the diagram.  60



- E** Look at **D**. Write. Use *is*, *it*, or *isn't*.



What's in the box?

_____ It _____ 's a present.



_____ it a ruler?

No, it isn't.



Is it paper?

No, it _____



Is _____ a backpack?

Yes, _____ is!

MY LISTENING GOALS

- ☐ I can listen to the conversation.
- ☐ I can listen for key words. They tell what the listening is about.

