









1 Look and complete the cards.

1  c <u>a</u> m <u>e</u> l	2  g <u>o</u> r <u>l</u> l <u>a</u>	3  k <u>o</u> l <u>a</u>	4  l <u>o</u> n
5  p <u>a</u> nd <u>a</u>	6  p <u>a</u> rr <u>e</u> t	7  rh <u>i</u> n <u>o</u>	8  p <u>o</u> l <u>a</u> r b <u>e</u> r

I'm learning

You can create simple fact files to learn new words, e.g. animal names. Draw the animal and label it. You can also write its size, colour and the food it eats.

2 Look and complete the sentences.



- The lions were drinking (drink) when the tour group drove (drive) past.
- The gorilla _____ (eat) a banana when Peter _____ (take out) the camera.
- Emma and Zac _____ (sail) when the polar bear _____ (jump) out of the water.
- The pandas _____ (sleep) when Kim _____ (arrive) at the zoo.

3 In pairs, answer the questions.

- What was your best friend doing when you arrived at school yesterday?
- What were your parents doing when you came back from school yesterday?