UNIT 10 Get Ready

Words

A Find the words. Then complete the words.

fostonejnpotlasausagesmvpotatoeshqfoodbscarrotsbksoupheonionsfd

1

p__ __a__ __ __ __

2

s t o n e

3

o__ __ __ __ __

4

__ __t

5

__ __o__

6

c__ __ __ __t__

7

__ __u__

8

__ __ __s__ __e__

B Look and complete the chart.

Food	Not food
soup, _____, _____	_____, _____

LIVEWORKSHEETS

C Look and complete the crossword.

Across →

2

4

6

8

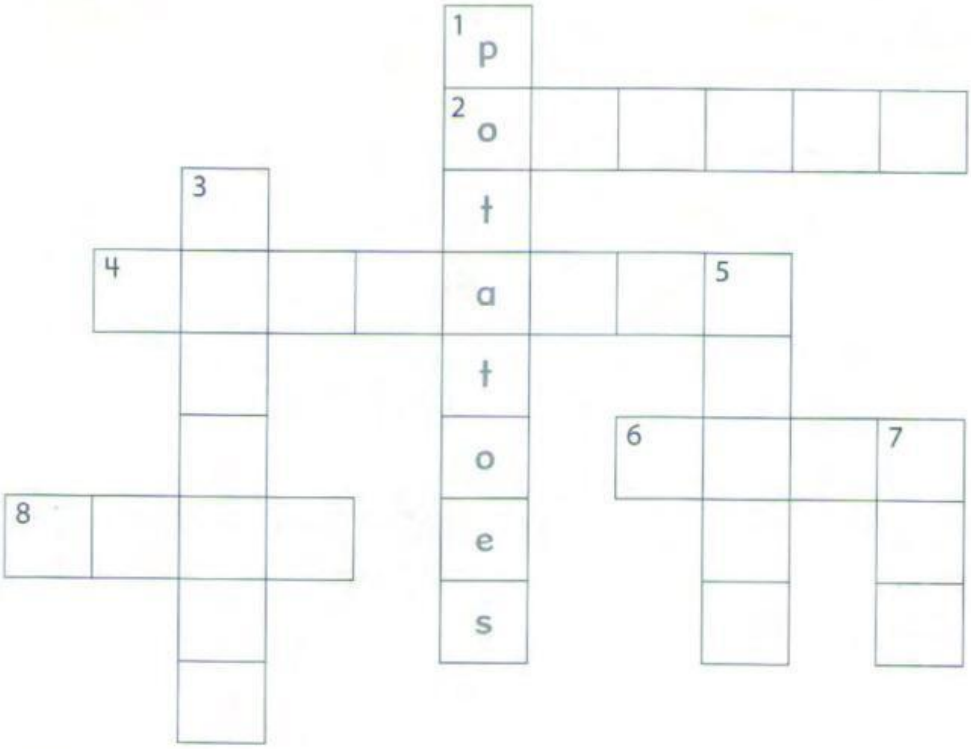

Down ↓

1

3

5

7

D Look and complete the answers.

1 What are these?
They're sausages.

2 What are these?
They're _____.

3 What are these?
They're _____.

4 What are these?
They're _____.

LIVEWORKSHEETS

Read

A **Read the story quickly. What is it about? Check (✓) one answer.**

1 ☐ A boy who doesn't like soup

2 ☐ A boy and his grandfather

3 ☐ A boy helping his grandmother

B **Read the story again. Were you right?**

The Bag of Stones

Luca visits his grandmother.
"Are you hungry?" he asks.
"Yes, I am," she says.
"I can make you food. What do you have?"
"I have onions," says Luca's grandmother.
"We can make soup, but we need sausages and potatoes. We don't have sausages or potatoes," says Luca.

Tomas lives in an old house. There are holes in the walls.
"My grandmother wants to give you these stones," says Luca. Tomas is happy.
"I can mend my house. Have these potatoes and sausages!"
"Thank you!" says Luca.
Luca takes the food to his grandmother.
Now they can make soup!

Luca's grandmother has an idea. She puts seven stones in a bag.
"Take these to Tomas."
Luca doesn't understand, but he takes the bag. It is very heavy.

LIVEWORKSHEETS

Understand

Comprehension

A **What is your favorite part of the story? Number 1 to 4 (1 = your favorite).**

1 [ ] Luca's grandmother is hungry.

2 [ ] Luca and his grandmother can make soup.

3 [ ] The bag of stones is heavy.

4 [ ] Tomas is happy.

B **Look and put the pictures in order. Write B (Beginning), M (Middle), or E (End).**

1 [ ]

2 [ ]

3  [B]

4 [ ]

C **Read the sentences from the story and write B (Beginning), M (Middle), or E (End).**

1 [E] "Thank you!" says Luca.

2 [ ] "I can make you food. What do you have?"

3 [ ] "Are you hungry?" he asks.

4 [ ] Luca doesn't understand, but he takes the bag.

D **Complete the sentences with the words below.**

seven	happy	soup	~~heavy~~

1 The bag of stones is very ___heavy___.

2 They can make _____.

3 She gives Luca _____ heavy stones.

4 Tomas is _____.

LIVEWORKSHEETS

Grammar in Use

A Study the grammar.

Learn **Simple Present Questions with *Have***

Do	I you we they	**have**	potatoes?	Yes,	I you we they	**do.**
				No,		**don't.**
Does	she he	**have**	carrots?	Yes,	she he	**does.**
				No,		**doesn't.**
What	**do**	I you we they	**have**?	I you we they	**have**	onions.
What	**does**	she he	**have**?	She He	**has**	sausages.

B Match the questions to the answers.

1 Do you have potatoes?
2 Do we have notebooks?
3 Does she have an eraser?
4 Do they have a pot?
5 Does he have a red pen?
6 Do I have onions?

a No, they don't.
b Yes, I do.
c No, he doesn't.
d Yes, you do.
e Yes, she does.
f No, we don't.

Student Book page 101

LIVEWORKSHEETS

C Circle the correct words.

1 What does she have? She **have** / **has** carrots.

2 What do they have? They **has** / **have** soup.

3 What **do** / **does** she have? She has a pot.

4 What **do** / **does** you have? I have a pencil.

D Write true answers for you.

1 Do you have a blue T-shirt? _____

2 Do you have a goldfish? _____

3 Do you have a ruler in your bag? _____

4 Do you have a pencil? _____

E Look and complete the questions and answers.

1 **Ben** Do you have a kite?
Lily Yes, I do.
Ben Do _____ a bicycle?
Lily No, _____.

2 **Lily** What do _____ in your backpack?
Ben I _____ two pencils and a ruler. What _____ in your backpack?
Lily _____ three books.

F Look at the picture in E again and complete the answers.

1 Do they have hats? No, they don't.

2 What do they have in the toy box? They have a ball.

3 Does Lily have a T-shirt? _____

4 Does Ben have a kite? _____

5 What does Lily have in her backpack? _____

6 Do they have a goldfish? _____

LIVEWORKSHEETS

Communicate

Words

A Match the words to the pictures.

1 [e] avocado
2 [ ] cucumber
3 [ ] peach
4 [ ] mango
5 [ ] tomato
6 [ ] orange

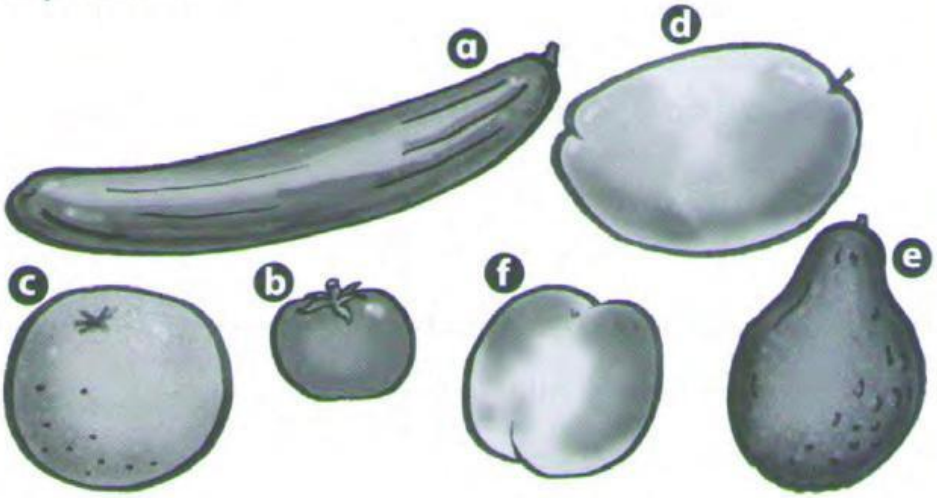

B Look and put a check (✓) or cross (✗) in the box.

1 [✓] There are three mangos.
2 [ ] There are four peaches.
3 [ ] There's an orange.
4 [ ] There are three cucumbers.
5 [ ] There's one tomato.
6 [ ] There are two avocados.

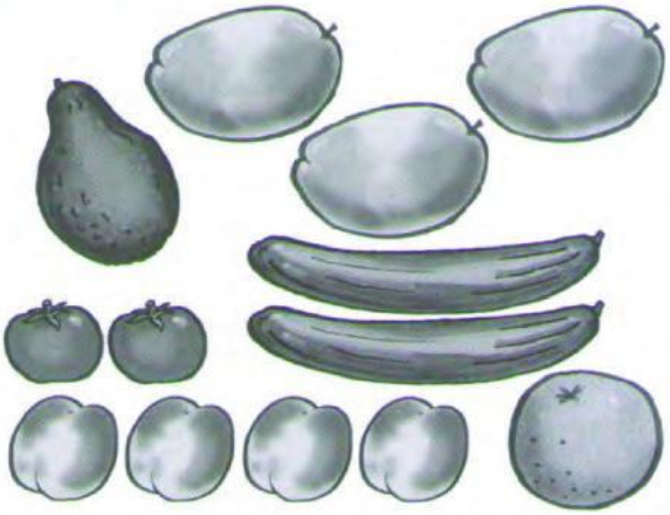

C Complete the words. Are the sentences true for you? Write *Yes* or *No*.

1 I don't like t o m a t o es. _____
2 I like pe __ __ __ es. _____
3 I like o __ __ __ __ __ s. _____
4 I don't like c __ __ __ __ __ __ rs. _____
5 I don't like a __ __ __ __ __ os. _____
6 I like m __ __ __ os. _____

LIVEWORKSHEETS

Writing Study

A **Add periods (.), question marks (?), and exclamation points (!).**

1 **Maria:** Do you like carrots ?
Jack: No, I don't . ☹

2 **Jack:** Do you like ice cream ?
Maria: Yes, I do ! ☺☺☺

3 **Maria:** What do you like__
Jack: I like mangos__ ☺

4 **Jack:** Do you like tomatoes__
Maria: No, I don't__ ☹☹☹

5 **Maria:** Do you like peaches__
Jack: Yes. They're tasty__ ☺☺☺

6 **Jack:** Do you like avocados__
Maria: No, I don't__ ☹

7 **Maria:** What do you like__
Jack: I like oranges__ ☺☺☺

8 **Jack:** Do you like sausages__
Maria: Yes. They're good__ ☺

9 **Maria:** Do you like potatoes__
Jack: No. They aren't good__ ☹☹☹

10 **Jack:** What do you like__
Maria: I like peaches__ ☺

Writing

A **Think about your favorite soup. What is in it? Complete the word web.**



B **Read about tomato soup. Then write about your favorite soup.**

My favorite soup is tomato soup. There are tomatoes in it, and there's milk, too. There are also onions and carrots. It's tasty!

My favorite soup is _____.
There's / There are _____
in it, and there's / there are _____
_____, too.
There's / There are also _____
_____.
It's _____!

LIVEWORKSHEETS

What did you learn?

Review

A Look and check (✓) the correct answer.

1 + 3

- [ ] **a** A plus sign and an even number
- [x] **b** A plus sign and an odd number

2 7 9

- [ ] **a** An odd number and an even number
- [ ] **b** Two odd numbers

3 = +

- [ ] **a** An equals sign and a plus sign
- [ ] **b** An equals sign and an answer

4 2 5

- [ ] **a** An even number and an odd number
- [ ] **b** Two even numbers

B Look at the addition problems. Write the problems and the answers in numbers. Then write the answers in words.

1

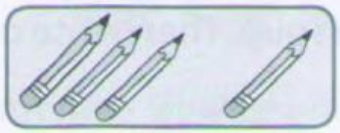

3 + 1 = 4

I have four pencils.

2

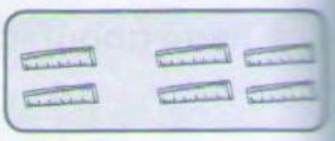

3



4

BIG QUESTION 5

How do numbers help us?

LIVEWORKSHEETS

C Look and complete the questions and answers. Use the words below.

~~tomatoes~~	peaches	mangos	avocados

1

What does he have?

He has _____tomatoes_____.

2

What do they have?

They have _____.

3

What _____ _____ have?

She _____ _____.

4

What _____ _____ _____?

They _____ _____.

D Look and complete the questions and answers. Use periods (.), question marks (?), and exclamation points (!).

1 Do they ___have___ a pot ?

Yes, ___they___ do.

2 Do _____ have potatoes__

No, they _____ __

3 Does _____ have sausages__

_____, he _____ __

4 _____ she _____

carrots__ Yes, _____ does __

5 _____ they have onions__ Yes,

_____ do. They _____

twenty__

LIVEWORKSHEETS