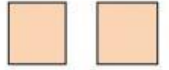
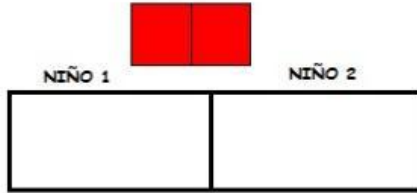



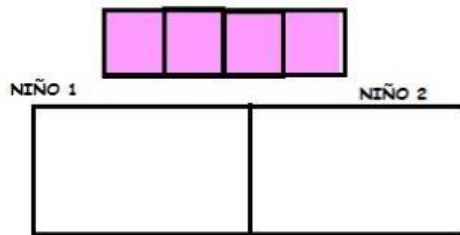
Dividimos usando regletas cusiniere

Imagínate que la primera regleta de cada cuenta es el número de caramelos que tenemos, y hay que repartir entre dos niños. Usa las regletas para dividirlo entre dos (a la mitad) y anota el resultado:

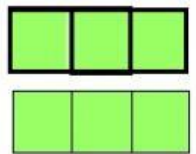
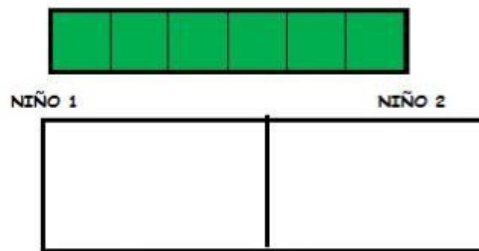
$2/2 =$ _____



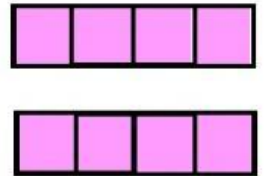
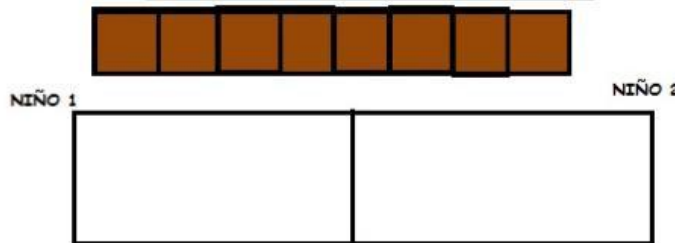
$4/2 =$ _____



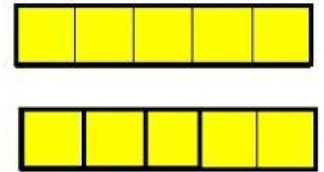
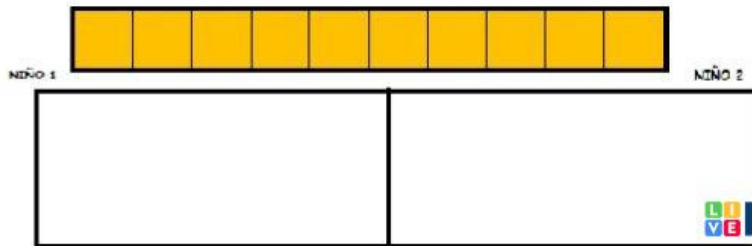
$6/2 =$ _____



$8/2 =$ _____



$10/2 =$ _____


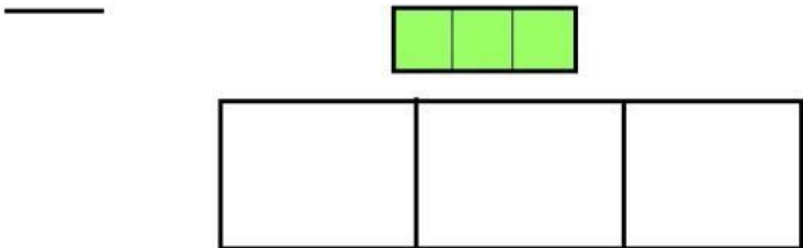


profesor: kevin


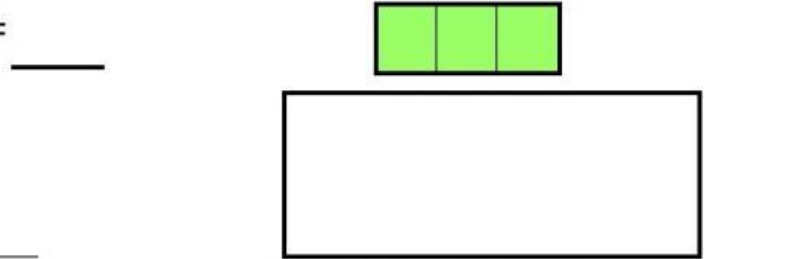
Nombre:

Dividir cada cantidad que indica la primera regleta (dividendo) entre su cociente o divisor (la cantidad que indica la segunda) y anotar el resultado (el resultado es cuantas regletas de la segunda se necesitan):


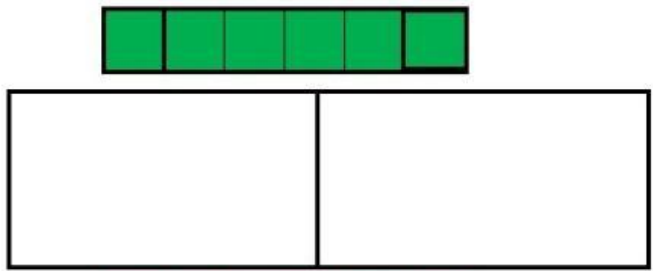
$3/3 =$ _____





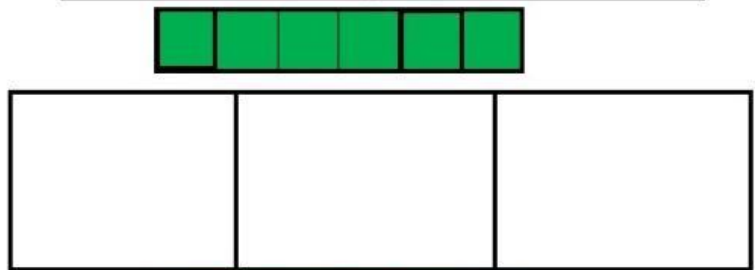
$3/1 =$ _____




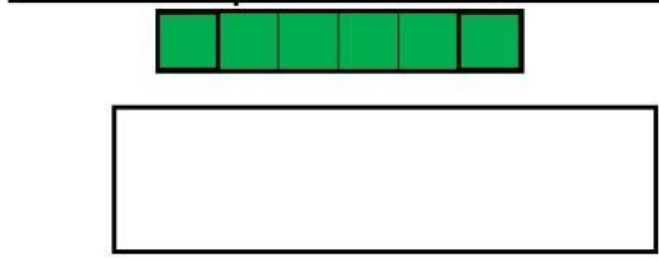
$6/2 =$ _____



$6/3 =$ _____



$6/1 =$ _____

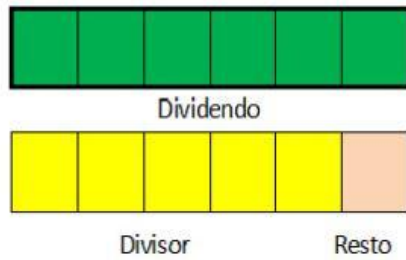


Nombre: _____ Fecha: _____

Dividir cada cantidad del dividendo entre su cociente o divisor, anotando el resultado (número de regletas enteras iguales que has tenido que usar) y el resto (valor de las regletas que has tenido que añadir o sumar al cociente porque faltan para completar el dividendo)

Ejemplo:

$$6 / 5 = \underline{1} \text{ Resto: } \underline{1}$$



$$6 / 2 = \underline{\quad} \text{ Resto: } \underline{\quad}$$




$$7 / 3 = \underline{\quad} \text{ Resto: } \underline{\quad}$$




DIVIDIMOS USANDO REGLETAS:


$18 / 6 =$ _____



$20 / 5 =$ _____



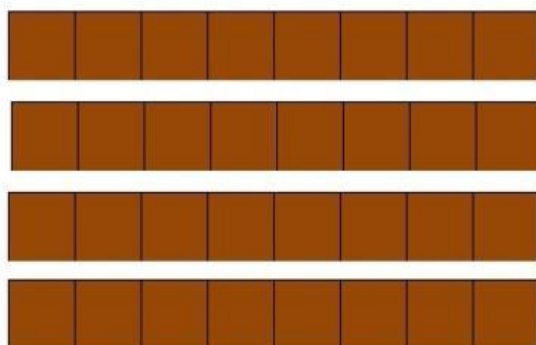
$16 / 4 =$ _____



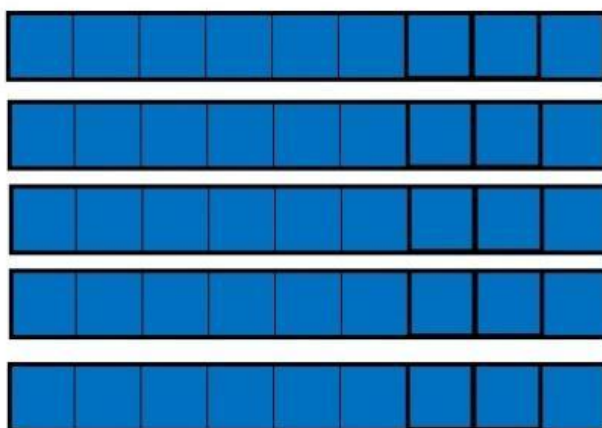
$24 / 8 =$



$32 / 8 =$



$45 / 9 =$



DIVISIONES POR UNA CIFRA

Calcula.

$$\begin{array}{r} \overline{)79} \quad | \quad 2 \\ \square \square \\ \square \\ \hline \end{array}$$

$$\begin{array}{r} \overline{)63} \quad | \quad 3 \\ \square \square \\ \square \\ \hline \end{array}$$

$$\begin{array}{r} \overline{)84} \quad | \quad 5 \\ \square \square \\ \square \\ \hline \end{array}$$

$$\begin{array}{r} \overline{)78} \quad | \quad 7 \\ \square \square \\ \square \\ \hline \end{array}$$

$$\begin{array}{r} \overline{)96} \quad | \quad 8 \\ \square \square \\ \square \\ \hline \end{array}$$

$$\begin{array}{r} \overline{)99} \quad | \quad 9 \\ \square \square \\ \square \\ \hline \end{array}$$

$$\begin{array}{r} \overline{)67} \quad | \quad 2 \\ \square \square \\ \square \\ \hline \end{array}$$

$$\begin{array}{r} \overline{)59} \quad | \quad 4 \\ \square \square \\ \square \\ \hline \end{array}$$

$$\begin{array}{r} \overline{)75} \quad | \quad 3 \\ \square \square \\ \square \\ \hline \end{array}$$

$$\begin{array}{r} \overline{)64} \quad | \quad 4 \\ \square \square \\ \square \\ \hline \end{array}$$

$$\begin{array}{r} \overline{)99} \quad | \quad 8 \\ \square \square \\ \square \\ \hline \end{array}$$

$$\begin{array}{r} \overline{)70} \quad | \quad 5 \\ \square \square \\ \square \\ \hline \end{array}$$

$$\begin{array}{r} \overline{)68} \quad | \quad 6 \\ \square \square \\ \square \\ \hline \end{array}$$

$$\begin{array}{r} \overline{)73} \quad | \quad 5 \\ \square \square \\ \square \\ \hline \end{array}$$

$$\begin{array}{r} \overline{)87} \quad | \quad 7 \\ \square \square \\ \square \\ \hline \end{array}$$