


Part 1


– 5 questions –

Look and read. Put a tick (✓) or a cross (X) in the box.
There are two examples.

Examples



This is a tree.



These are desks.



Questions


1



This is a skirt.




2



This is a coconut.

☐

3



These are bees.

☐


4



These are shells.

☐

5




This is a board.

☐

Part 2

– 5 questions –

Look and read. Write **yes** or **no**.



Examples

The family is listening to music on the radio.yes.....

The people are in the living room.no.....

Questions

1 The family is cleaning the kitchen.

2 The dog is under the table.

3 Dad is taking a photo.

4 There is some food on the table.


5 The door is open.

Part 3

– 5 questions –

Look at the pictures. Look at the letters. Write the words.

Example



k i t e



Questions

1





2






3





4





5





Part 4

– 5 questions –

Read this. Choose a word from the box. Write the correct word next to numbers 1–5. There is one example.

Ben's pet



Ben has two pets, acat..... and a mouse. The mouse's name is Kiwi. Kiwi lives in Ben's (1)

Kiwi has a brown body and very small (2) Its tail and nose are pink. Kiwi likes drinking (3) and eating fruit. Its favourite fruit is (4)

Kiwi sleeps in the day and plays at (5)

Example




cat



pencils



feet



apples



night



football



water



garden

Part 5

– 5 questions –

Look at the pictures and read the questions. Write one-word answers.



Examples

Where are the people? at the zoo

Who is sitting on the green seat? Mum

Questions

1 Where is one of the ice creams? on the



2 How many monkeys are there?

3 Who is pointing at the black monkey? the



4 What is the girl giving to her brother? a

5 What is the black monkey doing?