





 **A** Read the contents page.

Contents

Chapter		Page
One	The history of picnics 	
	Before 1850	1
	1850–1950	2
	1950–today	3
Two	Picnic food & drinks 	
	Hot and cold food	4
	Hot and cold drinks	10
	How to take the food and drinks to the picnic	14
Three	Other things to take 	15
Four	Picnic games and activities 	
	Noisy activities	17
	Quiet activities	20
Five	Picnic invitations 	
	Examples of invitations	23
	Make your own great invitations on the Internet	25
Six	The best picnic places in Hong Kong 	27



Date: _____

**B** Read the contents page again and write short answers.

- 1 How many chapters are there in this book? _____
- 2 You are looking for a good place to have a picnic near your home. Which chapter do you read? _____
- 3 In the book you read: 'Put the egg on the bread.' Which chapter are you reading? _____

**C** Blacken ● the circles.

1

Join us for a picnic!
Date : 7th April 20XX
Time : 2:30-4:30 p.m.
Place: Hong Kong Park
 R.S.V.P to Ada at 9111 9111





Judy is looking at this picture.
Which page is she reading?

- ☐ A. 12 ☐ B. 17
☐ C. 23 ☐ D. 27

- 2 Which of these can't you read about in Chapter 3?

☐ A.☐ B.☐ C.☐ D.

What is Chapter 3 about?

- 3 You can get some ideas for picnic games on page ____ .

- ☐ A. 14 ☐ B. 18 ☐ C. 24 ☐ D. 28

- ☆ 4 This book does NOT tell you ____ .

- ☐ A. where to have a picnic
☐ B. what to eat at a picnic
☐ C. what to do at a picnic
☐ D. when to have a picnic