Student Worksheet

Excretory System

For Junior Higah School Grade VIII



Class :

Group :

Member Name :

1.....

2.....

3.....

4.....

By Khofifatun Najah

LIVEWORKSHEETS

A. Learning Objectives

Students can identify the structure and function of the organs of the human excretory system

B. Basic Theory

After we drink, breathe and run, it turns out that the body releases a lot of substances. The process of removing metabolic waste substances that are not needed by the body is called excretion. Excretion is needed by the body so that these waste substances do not poison the body because they can damage various organs in the body and can even cause death. The excretory system in humans involves several excretory organs, namely; kidneys, skin, lungs and liver. Excretion helps maintain internal homeostasis human body. Homeostasis is a mechanism body to maintain balance between conditions inside the body and conditions outside body, so that the body functions normally.

C. Tools and Materials

Smartphone/Laptop

D. Activity steps

1.Watch the YouTube video below regarding the human excretory system via the link: https://youtu.be/7_D7XyStBZs?si=JDuKDS5vgOXTQ--i or scan the QR Code bellow.

2.Complete the observation data using data from the YouTube video above

3.You can look for references from other sources if the data is still incomplete

4. Write a conclusion from the results of your group discussion at the end

LIVEWORKSHEETS

E. Observation table

structure and function of excretory organs

Organs	Structure	Function
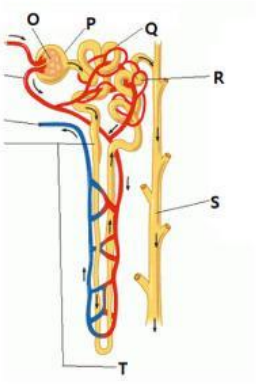	O = P = Q = R = S =	
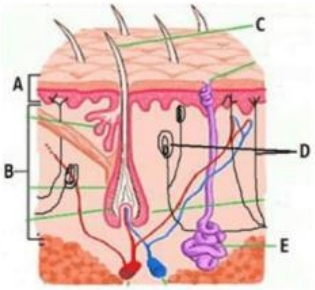	A = B = C = D = E =	

LIVEWORKSHEETS

Organs	Structure	Function
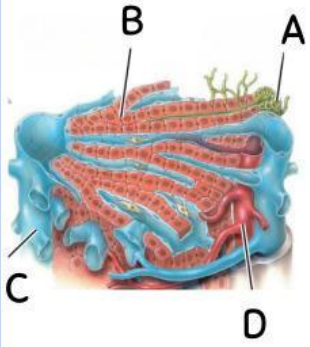	A = B = C = D =	
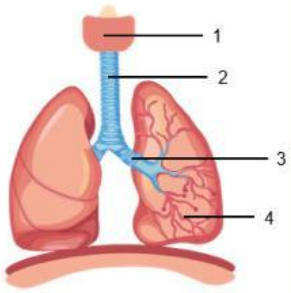	1 = 2 = 3 = 4 =	

LIVEWORKSHEETS

F. Conclusion

LIVEWORKSHEETS