

CAMBRIDGE PRIMARY MATHEMATICS 2

UNIT 4 – REVISION

Part 1. Write the numbers from smallest to largest.


48

37

52

84

Part 2. What number is this?



Part 3. Count in fives.






5	10	15	20							
---	----	----	----	--	--	--	--	--	--	--

Part 4. Kai's number sequence is 5, 10, 15, 20, 25.

Complete the description of Kai's number sequence.

_____ at 5. Count _____ in _____. Stop at _____.

Part 5. Complete the number of faces, edges, curved surfaces and vertices in this table.

Shape	Faces	Edges	Curved surfaces	Vertices
	0			0
				0
	5	8		
				8
		12		

Part 6.

A number sequence starts at 50.

It counts back in twos and stops at 42.










What are the numbers in the sequence?

Part 7. What fraction of each shape has been coloured?

Use $\frac{1}{2}$, $\frac{1}{4}$ and **three-quarters** for your answers.



Part 8. Fill in their names using the words from the box.

		Carroll diagram		tally chart	
		Triangles		Not triangles	
Spotty					
Not spotty					





a. This is a.....

April Weather		
Weather	Tally	Number
Sunny		13
Rainy		15
Windy		2

b. This is a.....

Part 9. The tally chart shows how many of each kind were sold during the weekends.

Use the **tally chart** to answer the questions.

Food Items	Tally Marks
 Burger	
 Pizza	
 Fried Chicken	
 Hot Dog	

1. How many burgers were sold?
2. Which item was sold the most?
3. Which item was sold the least?.....
4. How many items were sold altogether?.....