

Name:

Class:

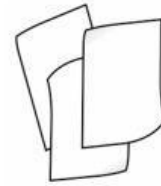
Part 1: Sort natural and man-made materials into the correct columns. [3]



rock



glass



paper



cotton




sand



white chalk

rock, cotton, glass, sand, paper, white chalk	
Natural materials	Man-made materials
.....	
.....
.....	
.....

Part 2. Write Push or Pull. [3]



Part 3. Read the following statements and circle YES or NO. [3]

Statements

- | | | |
|---|-----|----|
| 1. Forces can make things move. | YES | NO |
| 2. The surface of the Earth is made of paper. | YES | NO |
| 3. Man-made materials are made by people. | YES | NO |
| 4. Natural materials come from nature. | YES | NO |
| 5. When you ride a bike, pull the brakes to speed up. | YES | NO |
| 6. We can change shape by using forces. | YES | NO |

Part 4. Choose the correct word in the box to fill in the blank. [3]

pull	world	Glass
slowing down	height	people




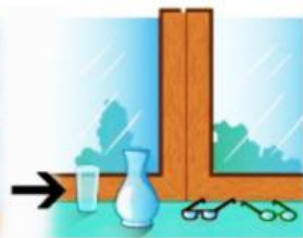
1. A ball of clay can be stretched using a _____ .
2. We can measure the _____ of the object.
3. When something starts to move less quickly, it is called _____ .
4. Natural materials come from the _____ around us.
5. Man-made materials are made by _____ .
6. _____ is a clear material we use to make windows.

Part 5. Read and circle the correct answer. [4]

1. Forces can make some objects change _____.
A. push B. pull C. direction D. patterns
2. Glass is made from _____.
A. plastic B. wood C. sand D. rubber
3. Forces can make moving things change _____.
A. speed B. direction C. shape D. All are correct
4. Things you can see or touch are called _____.
A. pattern B. table C. results D. objects

5. A _____ push will make an object move faster.
- A. bigger B. smaller C. push D. pull
6. When you ride a bike, pull the _____ to slow down.
- A. brakes B. wheels C. pedals D. seats
7. A natural material we can use to write is _____.
- A. sand B. stone C. wood D. white chalk
8. Wood is a _____ material.
- A. natural B. man-made C. plastic D. tree

Part 6. Look at the pictures of natural resources and the materials we make from them.
Choose the correct material for each resource and write it in the box. [1]

	glass	bottle	paper	plastic
				
TREE	<div style="border: 1px solid black; height: 40px; width: 180px;"></div>	SAND	<div style="border: 1px solid black; height: 40px; width: 180px;"></div>	

Part 7. a. Match these natural materials with where they come from. [2]



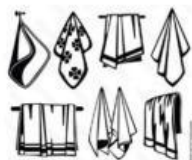
paper



plastic bottle



glass cup



clothes



cotton



sand



wood



oil

-THE END-