REVIEW FOR TEST

INTERACTION

Complete the table about sense organs and their receptors, stimuli and nerves.

SOUNDWAVES-EYE-IN THE RETINA-AUDITORY NERVE-OPTIC NERVE-SENSORY NERVES-CHEMICALS IN THE AIR-IN THE DERMIS-NOSE-SKIN-GUSTATORY NERVE-CELLS IN THE TASTE BUDS - EAR - IN THECOCHLEA - TONGUE - CELLS INSIDE THE NOSTRILS - REFLECTED LIGHT - HEAT AND PRESSURE - CHEMICALS IN FOOD - OLFACTORY NERVE.

Sense Organ	Receptor	Stimuli	Nerve

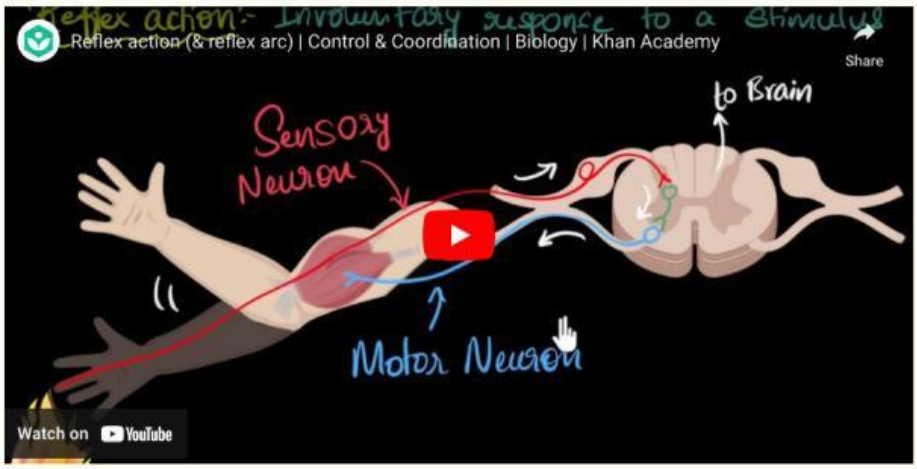

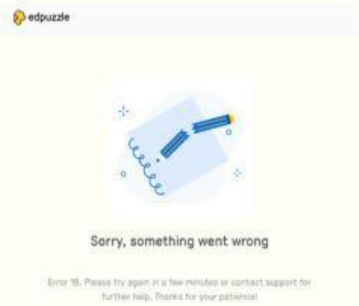

LIVEWORKSHEETS

INTERACTION

Complete with the muscles and bones

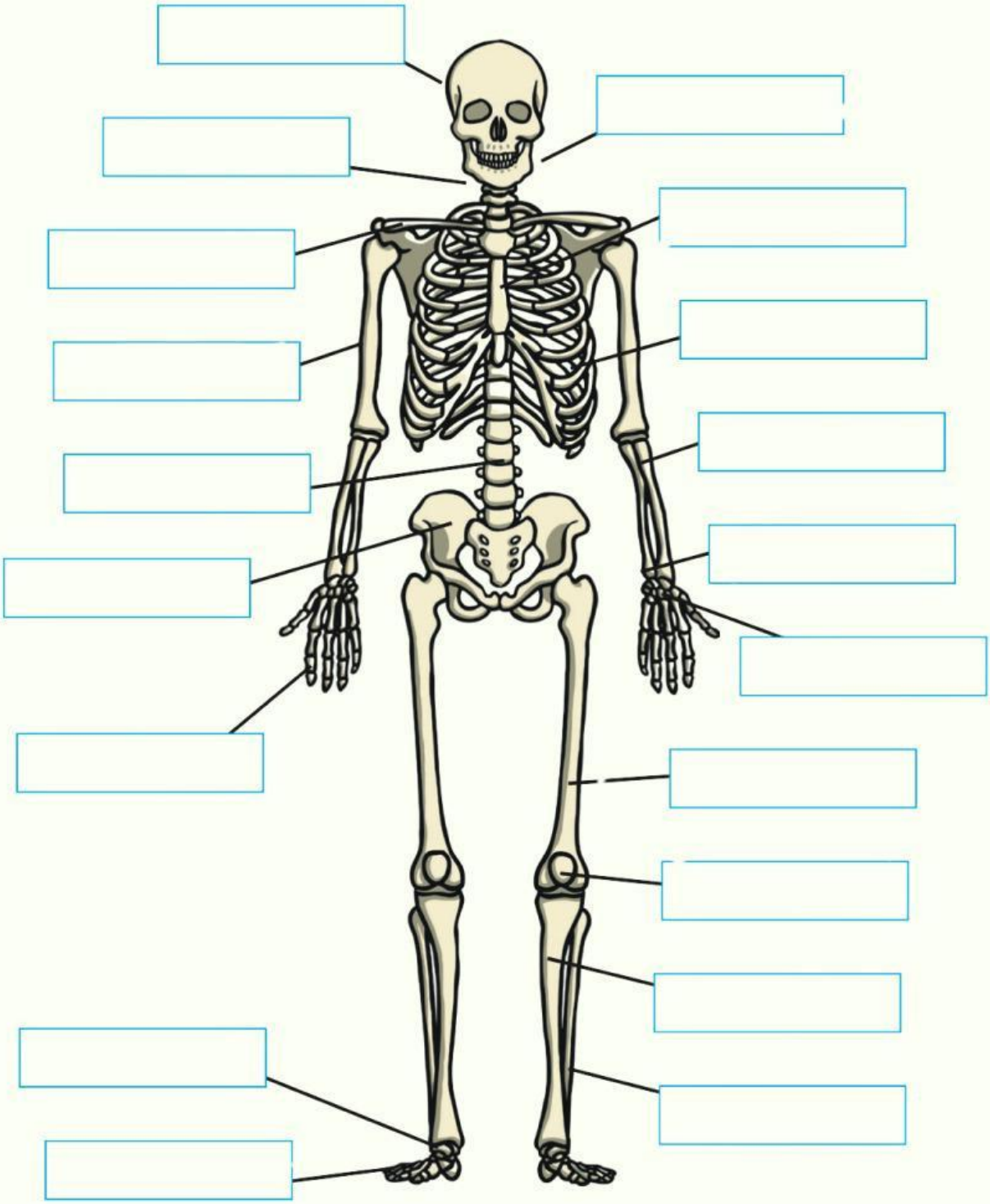

LIVEWORKSHEETS

Complete with the muscles and bones

INTERACTION

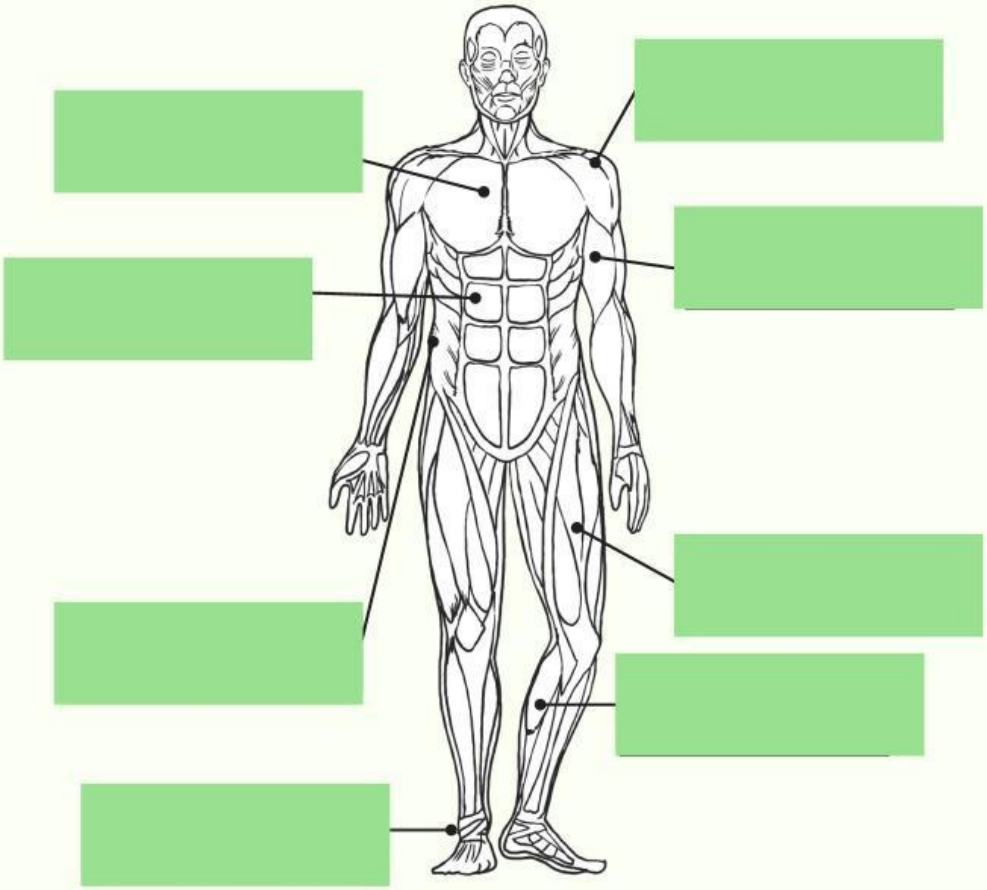

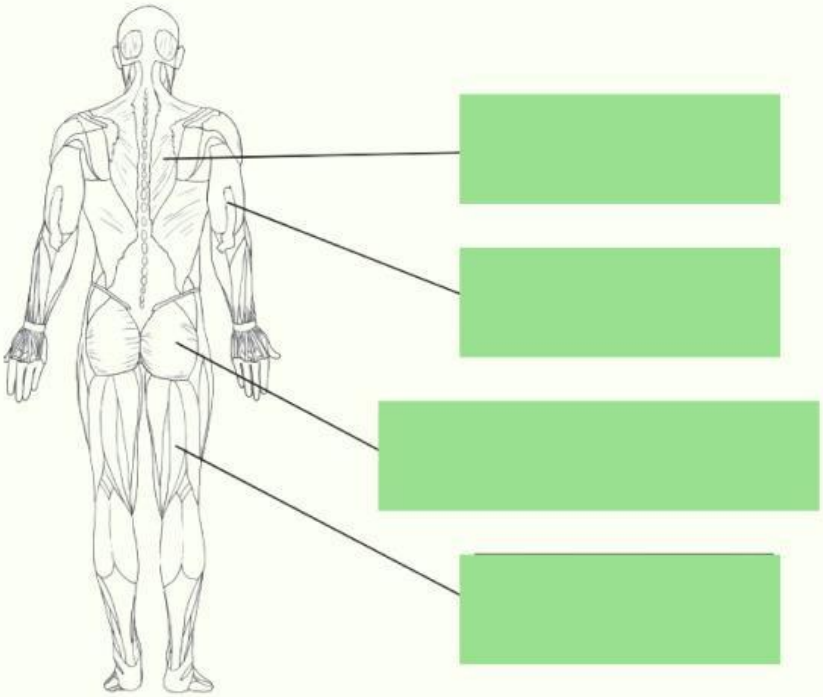

LIVEWORKSHEETS

INTERACTION

Drag and drop in the right spot.

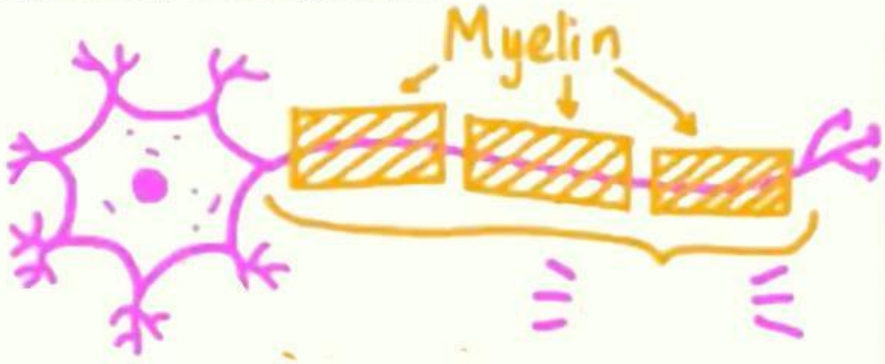

Receive the information from other neurones.

Conducts the information to the axon terminals.

Has got the nucleous of the neutron and integrates the information from the dendrites

Converts the information to chemical signals to send it to the next neutron.

DENTRITES

AXON

AXON TERMINALS

CELL BODY

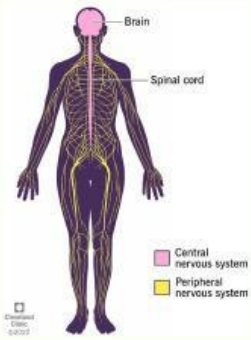

Fill the gaps

PERIPHERAL NERVOUS SYSTEM - BRAIN-SYSTEMS- SENSE DETECT -PERIPHERAL- STIMULI - LOCOMOTOR SYSTEM- COMMUNICATE - MADE UP - CENTRAL NERVOUS SYSTEM

The nervous system **carries messages** between the _____ and **other** _____ of the body, such as digestive system, respiratory system and locomotor system. When our _____ _____ stimuli, the _____ _____ let us react and move.

The nervous system is _____ _____ of the **brain**, the **spinal cord**, and **nerves** that covers all parts of the body.

The nervous system helps different parts of our body _____ and allows our brain to control what is going on. The nervous system is divided into central nervous system and peripheral nervous sytem.

- The _____ _____ _____: is made up of the brain and the spinal cord.
- The _____ _____ _____: is made up of the nerves.

LIVEWORKSHEETS

INTERACTION

Fill the gaps

skull - controls - Brain stem - Cerebellum - breathing - make up - Cerebrum - analyze - spine - nerve - reflex.

The brain and the spinal cord _____ _____ our central nervous system.

The brain _____ the rest of our nervous system. It is protected by the _____ and it has three main parts.

- _____.
- _____.
- _____ _____

The human brain is one of the most powerful organs in the body.

It allows us to think, store memories, _____... and at the same time it controls other areas automatically, like _____ or the heartbeat.

The spinal cord is made up of _____ tissue. It runs down the _____ and it is protected by bones, called vertebrae. The spinal cord controls our _____ actions, such as blinking when something in moving quickly towards our eyes.

Fill the gaps

controls - involuntary - automatically - Skeletal - beat - contract - voluntary Smooth - Cardiac -

The human body has more than 600 muscles. The nervous system_____these muscles by making them contract and relax. There are three types of muscles:

- _____ muscles are joined to bones by tendons. They are _____ muscles, so we can control and move them when we want.
- _____ muscles are found in organs like the intestine and the stomach. They are involuntary muscles because they work _____, we cannot control them.
- _____ muscle makes the heart move and _____. It is an _____ muscle.

LIVEWORKSHEETS

INTERACTION

relay neurons (interneurons) - Brain - - motor neurons - Cranial nerves - spinal cord - cranial nerves - peripheral nerves - spinal nerves - sensory neurons -

Central Nervous System

Composed of:

-
-

Contains:

-

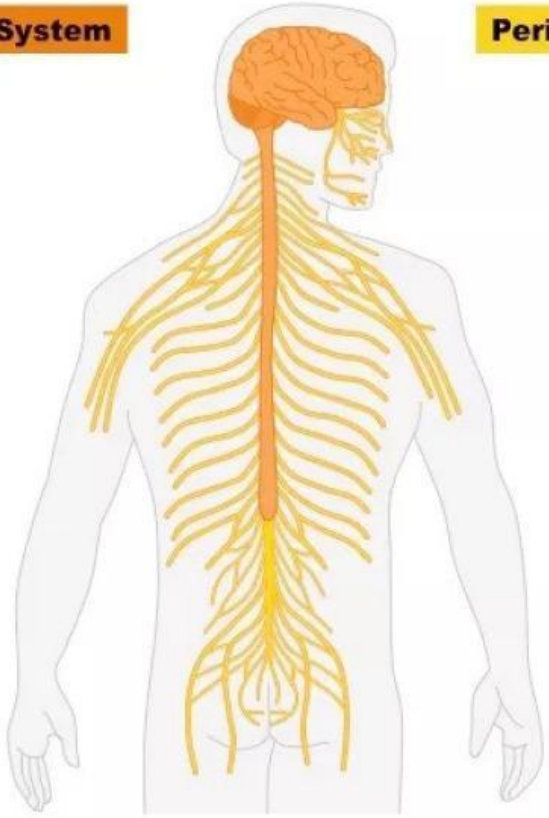

Peripheral Nervous System

Composed of:

-
-
-

Contains:

-
-

Parts of the Brain

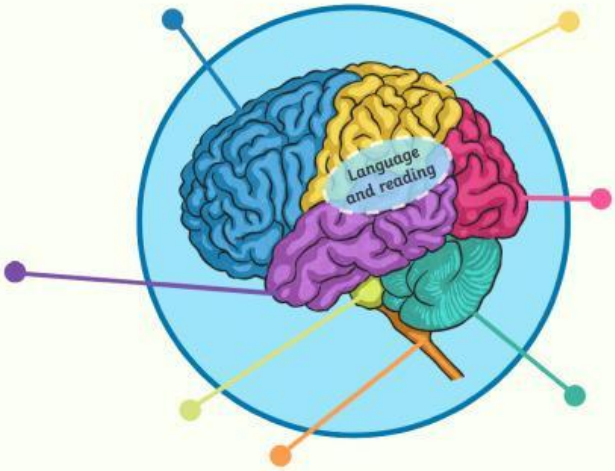

LIVEWORKSHEETS