



CAMBRIDGE PRIMARY SCIENCE 3

END OF UNIT 3 REVISION

Cambridge Primary Programme

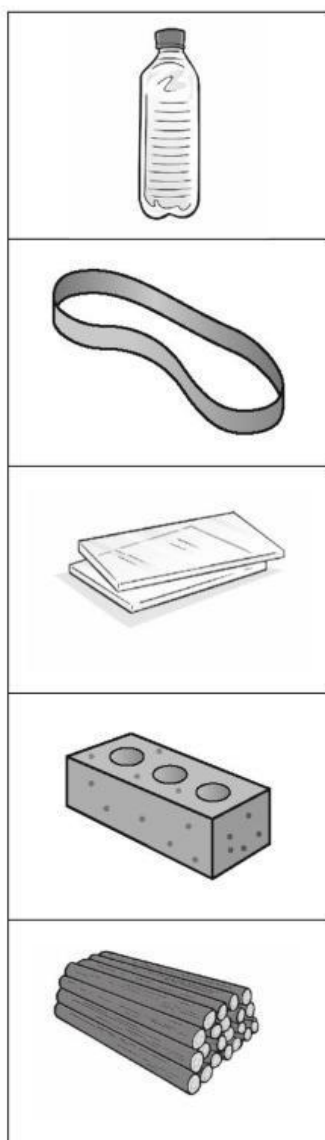
Name:.....

Class:.....

Date:.....

END OF UNIT 3 REVISION

Exercise 1: Will each of these objects cast a dark shadow? Tick (✓) yes or no.



| Yes | No |
|--------------------------|--------------------------|
| <input type="checkbox"/> | <input type="checkbox"/> |
| <input type="checkbox"/> | <input type="checkbox"/> |
| <input type="checkbox"/> | <input type="checkbox"/> |
| <input type="checkbox"/> | <input type="checkbox"/> |
| <input type="checkbox"/> | <input type="checkbox"/> |

Exercise 2:

a. Draw lines to link the shadow to the correct word.

pineapple



carrot



banana



b. Draw the shadows of the ladder, the girl and the house.



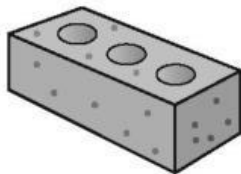
Exercise 3: At 9 o'clock Marcus has a long shadow because the Sun appears low in the sky.




Draw his shadow at 11 o'clock when the Sun is higher.



Exercise 4: Draw a line from each object to the correct word to show whether it is transparent or opaque.



transparent



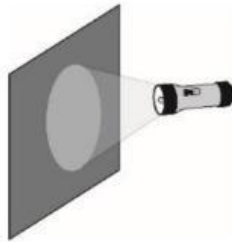
opaque



Exercise 5: Sofia tested three different materials to see if light would pass through them.



material A



material B



material C

Use these words to finish the sentences.

transparent

translucent

opaque

1. Material A let the light through so it is
2. Material B blocked the light so it is
3. Material C scattered the light so it is

Exercise 6: Write the words in the spaces to complete the sentences.



car windscreen



frosted glass



sunhat

transparent

opaque

translucent

1. A car windscreen must be
2. We can't see clearly through frosted glass. It is
3. The sunhat blocks the Sun. It is.....