

Instructions:

1. Write the manufacturing and expiry dates.

1.

MFD : 01-03-2021  
EXP : 01-03-2024

Manufactured on 

Day

Month

Year

Expire on 

Day

Month

Year

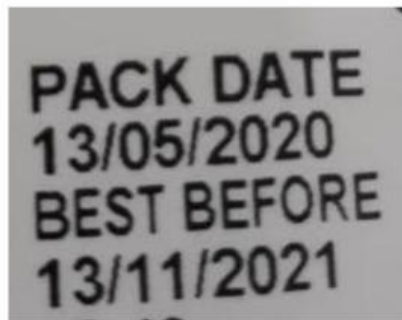
2.



Manufactured on 		
<input type="text"/>	<input type="text"/>	<input type="text"/>
Day	Month	Year

Expire on 		
<input type="text"/>	<input type="text"/>	<input type="text"/>
Day	Month	Year

3.



Manufactured on 		
<input type="text"/>	<input type="text"/>	<input type="text"/>
Day	Month	Year

Expire on 		
<input type="text"/>	<input type="text"/>	<input type="text"/>
Day	Month	Year

Instructions:

1. Fill in the blanks

What happens if we eat expired food? List **four** side effects.

I may get

1) \_\_\_\_\_

2) \_\_\_\_\_

3) \_\_\_\_\_

4) \_\_\_\_\_.




Instructions:

1. **Circle** the food that will expire **faster**.



a)



**Fresh food**

b)



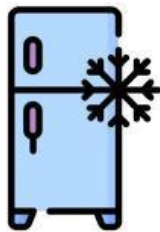
**Canned food**

Instructions:

1. **Circle** the food that will expire **faster**.



a)



**Frozen food**


b)



**Room temperature  
food**

Instructions:

1. Identify the items that expires the fastest to the slowest.





Instructions:

2. Rearrange the food products from earliest to latest

Example

Year		
2024	2016	2022


Expiring earliest			Expiring latest		
					
1)	2)	3)			
2024	2022	2016			

LIVEWORKSHEET


Instructions:

2. Rearrange the food products from earliest to latest

<u>Year</u>		
<b>2023</b>	<b>2025</b>	<b>2021</b>

Expiring earliest			Expiring latest		
					
1)	2)	3)	1)	2)	3)


<u>Month</u>		
<b>April</b>	<b>May</b>	<b>March</b>

Expiring earliest			Expiring latest		
					
1)	2)	3)	1)	2)	3)


Instructions:

2. Rearrange the food products from earliest to latest

<u>Year</u>		
<b>2023</b>	<b>2025</b>	<b>2021</b>

Expiring earliest			Expiring latest		
					
1)	2)	3)	1)	2)	3)

<u>Month</u>		
<b>April</b>	<b>May</b>	<b>March</b>

Expiring earliest			Expiring latest		
					
1)	2)	3)	1)	2)	3)