


HỌ VÀ TÊN:.....



EVERYBODY UP 1 – UNIT 1+2 – PAPER TEST

I. LISTENING:

A. LISTEN AND DRAW LINES. THERE IS ONE EXAMPLE.







Location: 29 Marina- Ecopark- Hưng Yên

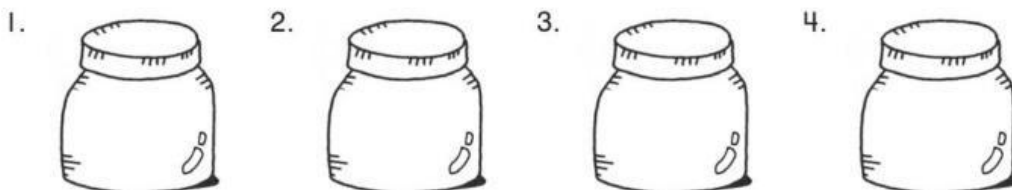
B. LISTEN AND WRITE.

good you I'm How



1.  How are _____?
2.  I'm _____.
3.  _____ are you?
4.  _____ great!

C. LISTEN AND COLOR.



Location: 29 Marina- Ecopark- Hưng Yên

II. READING AND WRITING:

A. LOOK AND READ. PUT A TICK (✓) OR A CROSS (x) IN THE BOX. THERE ARE TWO EXAMPLES.

Examples



This is a chicken. ☒



This is a rubber. ☒

Questions 1



This is a lorry. ☐

Location: 29 Marina- Ecopark- Hưng Yên

2



This is a motorbike.

☐

3



This is a guitar.

☐

4



This is a mouth.

☐

5









This is a lemon.

☐




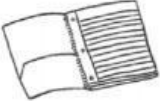
Location: 29 Marina- Ecopark- Hưng Yên

B. CIRCLE.

- | | | | |
|--|---|---|--|
| 1.  | (A) backpack
(B) ruler
(C) pen
(D) eraser | 2.  | (A) book
(B) eraser
(C) backpack
(D) desk |
| 3.  | (A) pencil
(B) pen
(C) desk
(D) ruler | 4.  | (A) notebook
(B) pencil case
(C) book
(D) eraser |
| 5.  | (A) pencil
(B) pen
(C) pencil case
(D) ruler | 6.  | (A) backpack
(B) pencil case
(C) ruler
(D) pencil |



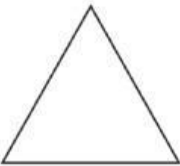

C. READ AND WRITE.

isn't isn't chair notebook What it desk eraser





-  It's an _____.
-  It's a _____. It _____ a desk.
-  _____ is it? It's a _____.
-  What is _____?
It's a _____. It _____ a book.

Location: 29 Marina- Ecopark- Hưng Yên

D. CONNECT.

1.		2.		3.		4.	
	•		•		•		•
	•		•		•		•
	circle		square		rectangle		triangle

E. READ AND WRITE.

1.		Is this a circle?	_____ , _____ .
2.		Is this a triangle?	_____ , _____ , _____ .
3.		_____ ?	Yes, it is.
4.		_____ square?	No, it isn't.

Location: 29 Marina- Ecopark- Hung Yên

F. READ AND CIRCLE.

1. What color is it? It's _____.



- (A) white
- (B) blue
- (C) red
- (D) yellow

2. What color is it? It's _____.



- (A) blue
- (B) white
- (C) yellow
- (D) green

3. What color is it? It's _____.



- (A) white
- (B) red
- (C) yellow
- (D) black

4. What color is it? It's _____.



- (A) white
- (B) black
- (C) blue
- (D) red

G. CIRCLE.

1.



- (A) glue
- (B) chalk
- (C) paper
- (D) tape

2.




- (A) glue
- (B) tape
- (C) chalk
- (D) paint

3.



- (A) chalk
- (B) paint
- (C) yarn
- (D) tape

4.



- (A) paint
- (B) glue
- (C) tape
- (D) paper

5.



- (A) paper
- (B) chalk
- (C) yarn
- (D) tape

6.







- (A) paint
- (B) paper
- (C) yarn
- (D) tape

Location: 29 Marina- Ecopark- Hưng Yên

H. WRITE.

Let's share red my



1.  This is _____ paper.
2.  This is my _____ paint.
3.  Let's _____.
4.  OK. _____ share.

I. READ AND COLOR.

purple yellow make white red



1. Red and _____ make pink.

2. Blue and _____ make green.



3. Red and yellow _____ orange.

4. Blue and red make _____.

Location: 29 Marina- Ecopark- Hung Yên

Location: 29 Marina- Ecopark- Hưng Yên