
WORKSHEET

Task 5: Look at the picture and fill in "is" or "are" into the following sentences.

1. There _____ a ball on the floor.
2. There _____ toys on the floor.
3. There _____ a cat at the wall.
4. There _____ a photo on the wall.
5. There _____ parents on the photo.
6. There _____ a window in the room.
7. There _____ curtains on the window.
8. There _____ a flower pot under the window.
9. There _____ a boy at the wall.
10. There _____ a small car toy at the cat.
11. There _____ five toys on the floor.



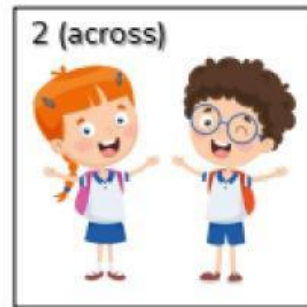




Task 6: Fill in the gaps with "There is" or "There are".

1. _____ three bottles of milk in the fridge.
2. _____ a ship in the harbor.
3. _____ twelve students in the classroom.
4. _____ a cat under the table.
5. _____ many boys in the street.
6. _____ five lessons on Monday.
7. _____ a wardrobe in the corner of the room.
8. _____ many flowers in the garden.
9. _____ three windows in the room.
10. _____ a stadium opposite the theatre.
11. _____ some apples in the basket.
12. _____ four cars near the house.
13. _____ many CDs on the table.
14. _____ ten computers in this classroom.

WORKSHEET

Task 7: Look at the pictures and write the words.



Task 8: Read and correct the mistakes.

1. There are a library round the corner. -> _____
2. There is two cats under the tree. -> _____
3. There are a flower pot on the floor. -> _____
4. There are many flower in the room. -> _____
5. There is three cars in the yard. -> _____