

Name:.....
Class:...

UNIT 2: WHAT I CAN DO

Culture

Exercise 1: Read and match.

- soup
- salad
- pancakes
- pasta
- spring rolls



Exercise 2: Read and complete.

1. Would you like some? (Y)

.....



2. Would? (X)

.....



3. Would? (X)

.....



4. Would? (Y)

.....




Exercise 3: Read and write T (True) or F (False).


<div style="border: 1px solid blue; border-radius: 15px; padding: 5px; margin-bottom: 5px;"> 1 <input style="width: 30px; height: 20px;" type="checkbox"/> </div>	<div style="border: 1px solid blue; border-radius: 15px; padding: 5px; margin-bottom: 5px;"> 2 <input style="width: 30px; height: 20px;" type="checkbox"/> </div>	<div style="border: 1px solid blue; border-radius: 15px; padding: 5px; margin-bottom: 5px;"> 3 <input style="width: 30px; height: 20px;" type="checkbox"/> </div>	<div style="border: 1px solid blue; border-radius: 15px; padding: 5px; margin-bottom: 5px;"> 4 <input style="width: 30px; height: 20px;" type="checkbox"/> </div>
<div style="border: 1px solid blue; border-radius: 15px; padding: 5px; margin-bottom: 5px;"> 5 <input style="width: 30px; height: 20px;" type="checkbox"/> </div>	<div style="border: 1px solid blue; border-radius: 15px; padding: 5px; margin-bottom: 5px;"> 6 <input style="width: 30px; height: 20px;" type="checkbox"/> </div>	<div style="border: 1px solid blue; border-radius: 15px; padding: 5px; margin-bottom: 5px;"> 7 <input style="width: 30px; height: 20px;" type="checkbox"/> </div>	<div style="border: 1px solid blue; border-radius: 15px; padding: 5px; margin-bottom: 5px;"> 8 <input style="width: 30px; height: 20px;" type="checkbox"/> </div>

1. I would like some pasta.
2. I would like some salad.
3. He'd like some spring rolls.
4. We'd like some chicken.
5. She'd like some spring rolls.
6. I'd like some pancakes.
7. He would like some fish.
8. I would like some chicken.

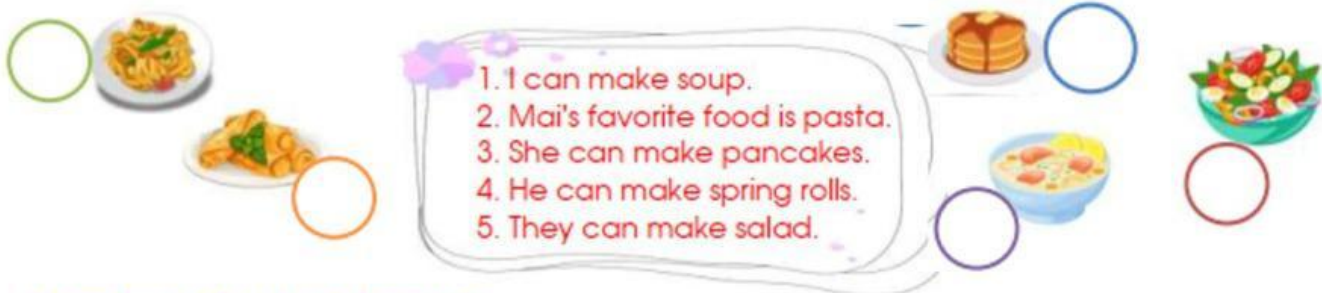
Exercise 4: Look and write.

1. I can make		<input checked="" type="checkbox"/>	2. I can't make		<input type="checkbox"/>
3.		<input checked="" type="checkbox"/>	4.		<input type="checkbox"/>

5. 

6. 

Exercise 5: Look and write the numbers.



1. I can make soup.
 2. Mai's favorite food is pasta.
 3. She can make pancakes.
 4. He can make spring rolls.
 5. They can make salad.

Exercise 6: Look and match.

1. I can make salad but	1...	a. She can make pancakes.
2. What can he do?	2...	b. No, I can't.
3. Can you dance?	3...	c. I can't make soup.
4. What can your sister do?	4...	d. Yes, they do.
5. Do many birds have two wings?	5...	e. He can make pasta.

Exercise 7: Circle the odd one out.

- | | | | |
|---------------|-----------------|--------------|----------|
| 1. A. salad | B. pasta | C. spaceship | D. soup |
| 2. A. drive | B. spring rolls | C. pancakes | D. fries |
| 3. A. cupcake | B. knife | C. pasta | D. pizza |
| 4. A. make | B. ride | C. hop | D. free |
| 5. A. soup | B. chopstick | C. spoon | D. fork |

Exercise 8: Reorder the words.

- can't / pan cakes/ He/ make/
- father/ soup/My/ make/ can/
- make/ Can/ your mother/ pasta/?
- do/ What/ mother/ your/ can/?
- make salad/ My/ brother/ can/
- spring rolls/ She/ the/ can/ make/
- Mai/ pizza/not/ can/ make/
- father/ do/ can/ your/ What/?
- favorite/ My/ food/chicken/is/
- Like/ I/spring rolls/

Exercise 9: Write about you.

- I can make.....
- I can't make.....